



# TOWN OF DUBLIN

**ANNUAL  
REPORT**

2017





# 2017 Highlights



Chief aka Chase



Sherry and Janice Networking Event



Group Photo in Front of Stage at Festival



Dublin Preconstruction Phase II



Dublin Phase II Complete



Swearing in Officer Vaclavik



Town Personnel Paw Patrol



Lord Mayor of Dublin, Ireland receives Farmers Almanac

**Front Photo Credit:** Sherry Miller, Town Administrator, Town of Dublin

# Annual Report



## Town of Dublin New Hampshire

[www.townofdublin.org](http://www.townofdublin.org)

For the Year Ending December 31, 2017

<b>TOWN OF DUBLIN 2017 – TABLE OF CONTENTS</b>
--

**Introduction**

In Memoriam	4
<i>Boston Post</i> Cane Recipients	6
Town Officers and Officials	7
Board of Selectmen	12

**Vital Statistics**

Births	18
Deaths	18
Marriages	19

**Financial Reports**

Auditors Report	13
Balance Sheet	15
Treasurer’s Report	16
Schedule of Town-Owned Property	17
Town Clerk/Tax Collector Report	20
Tax Collector Report	21
Summary of Inventory Valuation/MS-1	23
Tax Rate Calculation	24
Fact Sheet	25
Trustees of the Trust Funds (+ MS9 & MS10)	26
Tax Assessment ( <i>yellow colored pages</i> )	107

**Reports of Town Departments and Committees**

Archives	49
Budget Committee	50
Building Inspector/Code Enforcement	51
Cemetery Trustees	52
Conservation Committee	53
<i>Dublin Advocate</i>	54
Dublin Lake Preservation Committee	55
Emergency Management	56
Fire Department	57
Highway Department	59
Library Report	60
Library Trustees	61
Library Annual Report	62
Planning Board	64
Police Report	65
Recycling Committee	66
Summer Playground	67
Transfer Station	68
Zoning Board of Adjustments	69



**Regional Reports**

Forest Fire Warden & State Forest Ranger	58
Monadnock Advisory Commission	63
Board of Selectmen	12

**Reports for Town Meeting**

Abstract of 2017 Town Meeting	70
2018 Warrant ( <i>Blue Colored Pages</i> )	89
Detail of Expenditures & Revenues – 2017 Budget ( <i>Green Color Pages</i> )	95
Property List ( <i>Yellow Color Pages</i> )	107


**Inside Front Cover**

Photo Credits

**Inside Back Cover**

Town Directory

## IN MEMORIAM TO



Allan J. Fox  
1923 - 2017

Allan and his family moved to Dublin in 1965, when he started The Friendly Farm. Allan served the Town in several positions. He was a Selectman for three years (1968-1971), Planning Board Chairman over a four year period from 1973-1980 and Cemetery Superintendent for four years (1968-1972).

Allan was a veteran of World War II, serving in Italy and receiving a Bronze Star for bravery. He was also a longtime member of the Dublin Community Church.

Allan is survived by his wife, Mary Alice, his children Nancy Jo, Bruce, Tom, Ken and Andy, thirteen grandchildren (soon to be fourteen) and two great grandchildren.

The above photograph was taken at Fenway Park (Photograph courtesy of Bruce Fox).



## IN MEMORIAM TO



John J. McKenna  
1924 - 2017

John moved to Dublin with his parents (Frank and Alma) in 1940. John served the Town as a Selectman over a 15 year period from 1967-1991. At that period, one of the Selectman was also the welfare administrator, a job John did for eight years.

John's first election in 1967 resulted in a tie vote - 114 for John and 114 for Glen Hipple. The ballots were counted three times with the same result each time. The Town Clerk at that time had to call the Secretary of State to find out how to resolve the tie. The matter was decided by each man picking a card, with the low card being the winner. Hipple drew a King and McKenna drew an Ace, making John the winner of the Selectman's seat.

In addition to the Selectman's job, John would also serve the Town on the Planning Board for five years and as the Selectmen's Representative to the Planning Board; as the Measurer of Wood a Bark for a year and a member of the Memorial Day Committee for five years.

John was veteran of World War II, serving off the coast of North Africa.

John is survived by his wife, Alice, two children, Marcia and Francis, two grandchildren and two great-grandchildren.

The photograph was taken at the Archives building in 2004 when WMUR's NH Chronicle filmed an episode here about Dublin and Dublin Ireland (Photograph courtesy of Dublin Historical Society).

<b><i>BOSTON POST CANE RECIPIENTS</i></b>
---

Warren L. Fiske	1909-1918
Hiram Carey	c.1943-1960
Henry D. Allison	1960-1963
Jacob Rajaniemi	1963-1964
Phillippine Lehmann	1968-1970
Maude Craig	1980-1986
Margaret Tuttle	1986-1987
Frank McKenna	1987-1989
Emmeline Beardsley	1991-1993
Esther Matchett	1993-1995
Leslie Bailey	1995-2000
Beatrice Fairfield	2001 (refused cane)
Beekman Pool	2002-2004
Doris Haddock	2005-2010
Elizabeth Pool	2010-2012
Peter M. Shonk	2013-2013
Lucia A. Sirois	2013-2016
Marie Louise Plantamura	2017-

In 1909 Edwin Grozier, the publisher of the *Boston Post*, distributed gold-headed black ebony canes to a select list of New England towns (Dublin was a recipient) as an advertising campaign. The cane was to be presented to the Town's oldest citizen.

A September 1960 letter from Henry D. Allison to Joe Harrington of the *Boston Sunday Globe* (in response to holders of the Boston Post Cane), reveals that Mr. Grozier summered in Dublin in the early 1900s. Mr. Allison, as a real estate agent, had rented Mr. Grozier a house.

The list above has been compiled from the Town's scant records on the subject. If anyone knows who received the cane before 1943 and during the 1970s, that information would be most appreciated.



<p><b>DUBLIN TOWN OFFICERS</b> <b>CHOSEN BY BALLOT VOTE AT ANNUAL TOWN MEETING</b></p>
--

**THREE-YEAR TERM  
BOARD OF SELECTMEN**

Walter Snitko, Chairman  
Peter S. Thomas  
Dale Gabel

Term Expires 2018  
Term Expires 2019  
Term Expires 2020

**TWO-YEAR TERM  
MODERATOR**

Timothy Clark

Term Expires 2019

**SIX-YEAR TERM  
SUPERVISORS OF THE CHECKLIST**

Gerald Lawler, Chairman  
Sarah Sangermano  
Judy Knapp

Term Expires 2018  
Term Expires 2020  
Term Expires 2022

**THREE-YEAR TERM  
TOWN CLERK/TAX COLLECTOR**

Jeannine Dunne

Term Expires 2020

**THREE-YEAR TERM  
LIBRARY TRUSTEES**

Bill Gurney  
Gail Bartlett  
Celeste Snitko  
Nancy Cayford  
Connie Cerroni  
Barbara Summers, Alternate  
Martin Smith, Alternate

Term Expires 2018  
Term Expires 2019  
Term Expires 2019  
Term Expires 2020  
Term Expires 2020

**APPOINTED SELF-PERPETUATING PERMANENT LIBRARY TRUSTEES**

Elizabeth Walker, Jane Holmes and Willard W. Goodwin, Chairman

**THREE-YEAR TERM  
WATER COMMISSIONER**

Arthur Susmann

Term Expires 2019

**THREE-YEAR TERM  
DUBLIN CONVAL SCHOOL DISTRICT MEMBER**

Bernd Foecking

Term Expires 2019

**THREE-YEAR TERM  
BUDGET COMMITTEE**

Walter Snitko, Selectmen's Representative

Term Expires 2018

William Gurney

Term Expires 2018

Judy Knapp

Term Expires 2018

Sussane Vogel

Term Expires 2018

Steve Baldwin

Term Expires 2019

Dale Gabel (Resigned 2017)

Term Expires 2019

Nancy Campbell

Term Expires 2020

Charles F. Champagne, Chairman

Term Expires 2020

**THREE-YEAR TERM  
CEMETERY TRUSTEES**

Brooks Johnson

Term Expires 2018

Bruce Fox

Term Expires 2019

Loring Catlin, Jr., Chairman

Term Expires 2020

**THREE-YEAR TERM  
PLANNING BOARD**

Sturdy Thomas, Selectmen's Representative

Term Expires 2018

Steve Baldwin

Term Expires 2018

Suzan Macy

Term Expires 2018

Bruce Simpson, Chairman

Term Expires 2018

Dale Gabel (Resigned 2017)

Term Expires 2019

Donna Garner, Alternate

Term Expires 2019

Willard Goodwin

Term Expires 2019

Gregg Fletcher

Term Expires 2020

Caleb Niemela

Term Expires 2020

Allen Ahern, Alternate

Term Expires 2020

Neil Sandford, Secretary (2018) and Alternate

Term Expires 2020



**THREE-YEAR TERM  
TRUSTEE OF TRUST FUNDS**

Christopher Flynn  
Frederick W. MacMillan  
Willard Goodwin, Chairman

Term Expires 2018  
Term Expires 2019  
Term Expires 2020

<b>TOWN COMMITTEES APPOINTED BY SELECTMEN</b>
---

**THREE-YEAR TERM  
CONSERVATION COMMISSION**

Dale Gabel, Selectmen's Representative  
Peter DrakeUnderkoffler  
Katie Featherson  
Miriam Carter  
Traceymay Kalvaitis, Chair  
Rusty Bastedo  
John Morris  
Wendy White, Alternate

Term Expires 2018  
Term Expires 2018  
Term Expires 2018  
Term Expires 2019  
Term Expires 2019  
Term Expires 2020  
Term Expires 2020  
Term Expires 2020

**THREE-YEAR TERM  
DUBLIN LAKE PRESERVATION COMMITTEE**

Karen Bunch  
Jill Lawler  
Jeffrey Oja  
Felicity Pool, Chair  
Tom Warren  
Hank Campbell  
John Morris

Term Expires 2018  
Term Expires 2018  
Term Expires 2019  
Term Expires 2019  
Term Expires 2019  
Term Expires 2020  
Term Expires 2020

**THREE-YEAR TERM  
ZONING BOARD OF ADJUSTMENT**

Paul Delphia  
Susan Phillips-Hungerford  
Michelle Knapp  
Mary Langen, Co-Chair  
Susan Peters Co-Chair  
Jerry Bird, Alternate  
William Gurney, Alternate  
Neil Sandford, Secretary

Term Expires 2018  
Term Expires 2018  
Term Expires 2019  
Term Expires 2020  
Term Expires 2020

**THREE-YEAR TERM  
RECYCLING COMMITTEE**

Jane Holmes, Chair  
Sheila Morse  
Leslie Whone  
Joe Carignan  
Bill Jerszyk  
Thomas Kennedy, Advisor

Term Expires 2018  
Term Expires 2018  
Term Expires 2018  
Term Expires 2020

**TWO-YEAR TERM  
HYDRANT COMMITTEE**

Brian Barden  
Gordon Knight  
Thomas Vanderbilt

Term Expires 2018  
Term Expires 2018  
Term Expires 2018

**ONE-YEAR TERM  
JOINT LOSS MANAGEMENT COMMITTEE**

Mike Borden  
Janice Pack  
Tim Suokko  
Roger Trempe  
Thomas Vanderbilt, Chairman

Term Expires 2018  
Term Expires 2018  
Term Expires 2018  
Term Expires 2018  
Term Expires 2018

**FOREST FIRE WARDEN**

Brian Barden  
Term Expires 3-31-2018

**DEPUTY FOREST FIRE WARDENS**

Joseph Sangermano, III  
Thomas Vanderbilt  
Matthew Worcester  
Terms Expires 3-31-2018

**TOWN TREASURER**

Marlene French Term Expires 2018

<b>REPRESENTATIVES AND OFFICERS APPOINTED BY THE SELECTMEN</b>
--

Town Administrator	Sherry Miller
Assistant to Town Administrator	Janice Pack
Welfare Administrator	Sherry Miller
Deputy Town Clerk/Tax Collector	Neil Sandford
Code Enforcement and Health Officer	Mike Borden
Deputy Code Enforcement Officer	Sterling Abram
Deputy Town Treasurer	Elizabeth Ogden
Emergency Management Director	Thomas Vanderbilt
Deputy Emergency Management Director	K Horgan
Fire Chief (2018)	Thomas Vanderbilt
Deputy Fire Chiefs (2018)	Brian Barden & Joe Sangermano
Deputy Chief of Emergency Medical Services (2018)	K Horgan
Police Chief	Tim Suokko
Police Sergeant	Jeremy Jeffers
Fulltime Police Officer	Ryan Vaclavik
Part Time Police Officer	Daniel Cheshire
Part Time Police Officer	Melissa Hetrick
Part Time Police Officer	Christopher LaBrecque
Police Administrative Assistant	Vira R. Elder
Cemetery Superintendent	Henry Campbell
Road Agent	Brian Barden
Transfer Station Superintendent	Thomas Kennedy
Summer Playground Director	Eliot Pelletier
Ballot Inspector	Nancy Campbell
Ballot Inspector	Dale Gabel
Ballot Inspector	Sharon Murray
Ballot Inspector	Katherine Staples
Ballot Inspector	Candace Walker
Ballot Inspector	June Brening
Ballot Inspector	Jean Barden
Ballot Inspector	Connie Cerroni
Ballot Inspector	Celeste Snitko
Ballot Inspector	Elaine Sandford

**DUBLIN REP. TO THE SOUTHEAST REGIONAL PLANNING COMMISSION**

Judy Tomlinson

**DUBLIN REPRESENTATIVES TO THE MONADNOCK ADVISORY COMMISSION**

Edward B. Germain and Sterling Abram

## BOARD OF SELECTMEN



The 2017 year marked the retirement of the Town Road Agent of 29 years Brian Barden and the Select Board would like to thank him for his many years of exemplary service. This event was culminated by a celebration at Dublin School on December 30<sup>th</sup>. As a long time citizen of the town, Brian assures us that he isn't going anywhere and will continue to serve the town in his other capacities as he always has.

Taking over for Brian will be his long time Foreman, Roger Trempe, who will employ his many years of experience of both the town and road maintenance to keep things running. The other members of the Highway Department Mike Howe, David Stone, newcomer Scott Martin, and part time helper Mike Edick will continue to help Roger keep the town roads well maintained.

Phase II of the Traffic Calming project has finally neared conclusion. It would have been completed by now but a late developing drainage issue was discovered and by the time a solution and plan had been identified and approved, the winter weather had set in and prevented it from being executed. This issue should be resolved in the spring and all the state signs will finally be removed signifying the end of the project.

The other notable event was the decline in taxes during the second half of the year. The tax year assessments run from July 1-June 30<sup>th</sup>. We received the new tax rate from the New Hampshire Department of Revenue Administration in December and were pleasantly surprised by the lower rate but asked them to verify their accuracy before issuing second half tax bills which they did confirm. The reasons behind the lower rate were detailed by fellow Selectman Dale Gabel in his article titled "2017 Tax and Equalization Rates" in the January 2018 Edition of **The Dublin Advocate** and can be read online at [dublinadvocate.com](http://dublinadvocate.com). As always, we strive to balance what is best for the town and optimize efficiency versus keeping property taxes in check as those two factors do not always coincide.

Respectfully submitted by the Dublin Board of Selectmen  
Walter Snitko, Chairman  
Sturdy Thomas  
Dale Gabel

Sherry Miller, Town Administrator  
Janice Pack, Town Administrator's Assistant





# Roberts & Greene, PLLC

## INDEPENDENT AUDITOR'S REPORT

To the Members of the Board of Selectmen  
Town of Dublin  
Dublin, New Hampshire

We have audited the accompanying financial statements of the governmental activities, each major fund, and the aggregate remaining fund information of the Town of Dublin, New Hampshire as of and for the year ended December 31, 2016, which collectively comprise the Town's basic financial statements as listed in the table of contents, and the related notes to the financial statements.

### **Management's Responsibility for the Financial Statements**

Management is responsible for the preparation and fair presentation of these financial statements in accordance with accounting principles generally accepted in the United States of America, which includes the design, implementation, and maintenance of internal control relevant to the preparation and fair presentation of financial statements that are free from material misstatement, whether due to fraud or error.

### **Auditor's Responsibility**

Our responsibility is to express opinions on these financial statements based on our audit. We conducted our audit in accordance with auditing standards generally accepted in the United States of America. Those standards require that we plan and perform the audit to obtain reasonable assurance about whether the financial statements are free of material misstatement.

An audit involves performing procedures to obtain audit evidence about the amounts and disclosures in the financial statements. The procedures selected depend on the auditor's judgment, including the assessment of the risks of material misstatement of the financial statements, whether due to fraud or error. In making those risk assessments, the auditor considers internal control relevant to the entity's preparation and fair presentation of the financial statements in order to design audit procedures that are appropriate in the circumstances, but not for the purpose of expressing an opinion on the effectiveness of the entity's internal control. Accordingly, we express no such opinion. An audit also includes evaluating the appropriateness of accounting policies used and the reasonableness of significant accounting estimates made by management, as well as evaluating the overall presentation of the financial statements.

We believe that the audit evidence we have obtained is sufficient and appropriate to provide a basis for our audit opinions.

### **Basis for Adverse Opinion on the Governmental Activities**

As discussed in Note I.B.3. to the financial statements, management has not recorded the capital assets and accumulated depreciation in governmental activities, and accordingly, has not recorded depreciation expense on those assets. Accounting principles generally accepted in the United States of America require that the capital assets, including infrastructure, be capitalized and depreciated, which would increase the assets, net position, and expenses of the governmental activities. The amount by which this departure would affect the assets, net position, and expenses of the governmental activities is not reasonably determined.

47 Hall Street ■ Concord, NH 03301  
603-856-8005 ■ 603-856-8431 (fax)  
[info@roberts-greene.com](mailto:info@roberts-greene.com)

### **Adverse Opinion**

In our opinion, because of the effects of the matter discussed in the preceding paragraph, the financial statements referred to above do not present fairly, in conformity with accounting principles generally accepted in the United States of America, the financial position of the governmental activities of the Town of Dublin as of December 31, 2016, or the changes in financial position thereof for the year then ended.

### **Unmodified Opinions**

Also, in our opinion, the financial statements referred to above present fairly, in all material respects, the respective financial position of each major fund and the aggregate remaining fund information of the Town of Dublin as of December 31, 2016, and the respective changes in financial position thereof and the budget to actual comparison for the General Fund, for the year then ended in conformity with accounting principles generally accepted in the United States of America.

### **Other Matters**

#### *Required Supplementary Information*

Accounting principles generally accepted in the United States of America require that the pension related information on pages 28-29 be presented to supplement the basic financial statements. Such information, although not a part of the basic financial statements, is required by the Governmental Accounting Standards Board, who considers it to be an essential part of financial reporting. We have applied certain limited procedures to the required supplementary information in accordance with auditing standards generally accepted in the United States of America, which consisted of inquiries of management about the methods of preparing the information and comparing the information for consistency with management's responses to our inquiries, the basic financial statements, and other knowledge we obtained during our audit of the basic financial statements. We do not express an opinion or provide any assurance on the information because the limited procedures do not provide us with sufficient evidence to express an opinion or provide any assurance.

The Town of Dublin has not presented a management's discussion and analysis. Accounting principles generally accepted in the United States of America have determined that the management's discussion and analysis is necessary to supplement, but is not required to be part of, the basic financial statements.

#### *Other Information*

Our audit was conducted for the purpose of forming opinions on the financial statements that collectively comprise the Town of Dublin's basic financial statements as a whole. The combining and individual fund schedules are presented for purposes of additional analysis and are not a required part of the basic financial statements. They are the responsibility of management and were derived from and relate directly to the underlying accounting and other records used to prepare the basic financial statements. The information has been subjected to the auditing procedures applied in the audit of the basic financial statements and certain additional procedures, including comparing and reconciling such information directly to the underlying accounting and other records used to prepare the financial statements or to the financial statements themselves, and other additional procedures in accordance with auditing standards generally accepted in the United States of America. In our opinion, the information is fairly stated in all material respects in relation to the basic financial statements as a whole.

August 24, 2017

*Robert A. Greene, PLLC*



**EXHIBIT 3**  
**TOWN OF DUBLIN, NEW HAMPSHIRE**  
**Balance Sheet**  
**Governmental Funds**  
**December 31, 2016**

	General	Permanent	Other Governmental Funds	Total Governmental Funds
<b>ASSETS</b>				
Cash and cash equivalents	\$ 2,744,848	\$ 21,015	\$ 322,171	\$ 3,088,034
Investments	-	714,926	262,378	977,304
Receivables, net of allowance for uncollectibles:				
Taxes	592,203	-	-	592,203
Accounts	6,555	-	-	6,555
Intergovernmental	521,724	-	16,785	538,509
Interfund receivable	-	-	7,037	7,037
Tax deeded property held for resale	17,079	-	-	17,079
Total assets	<u>\$ 3,882,409</u>	<u>\$ 735,941</u>	<u>\$ 608,371</u>	<u>\$ 5,226,721</u>
<b>LIABILITIES, DEFERRED INFLOWS OF RESOURCES, AND FUND BALANCES</b>				
Liabilities:				
Accounts payable	\$ 45,076	\$ -	\$ -	\$ 45,076
Accrued salaries and benefits	17,954	-	-	17,954
Intergovernmental payable	2,003,542	-	-	2,003,542
Interfund payable	7,037	-	-	7,037
Total liabilities	<u>2,073,609</u>	<u>-</u>	<u>-</u>	<u>2,073,609</u>
Deferred inflows of resources:				
Deferred revenue	<u>429,650</u>	<u>-</u>	<u>16,785</u>	<u>446,435</u>
Fund balances:				
Nonspendable	17,079	492,934	-	510,013
Restricted	-	243,007	102,033	345,040
Committed	927,914	-	489,553	1,417,467
Unassigned	434,157	-	-	434,157
Total fund balances	<u>1,379,150</u>	<u>735,941</u>	<u>591,586</u>	<u>2,706,677</u>
Total liabilities, deferred inflows of resources, and fund balances	<u>\$ 3,882,409</u>	<u>\$ 735,941</u>	<u>\$ 608,371</u>	<u>\$ 5,226,721</u>

The notes to the financial statements are an integral part of this statement.

<b>TREASURER'S REPORT</b>
---------------------------

TOWN OF DUBLIN

General Fund Financial Report

Beginning Balance as of January 1, 2017	1,914,824
Total Receipts	7,768,820
Disbursements	(7,734,600)
Balance as of December 31, 2017	1,949,044

TOWN OF DUBLIN

Police Special Fund Financial Report

Beginning Balance as of January 1, 2017	1,532
Total Receipts	164
Disbursements	(169)
Balance as of December 31, 2017	1,527

TOWN OF DUBLIN

Recycling Special Fund Financial Report

Beginning Balance as of January 1, 2017	179,009
Total Receipts	17,301
Disbursements	0
Balance as of December 31, 2017	196,310

TOWN OF DUBLIN

History Fund Financial Report

Beginning Balance as of January 1, 2017	17,385
Total Receipts	162
Disbursements	0
Balance as of December 31, 2017	17,547

TOWN OF DUBLIN

Conservation Land Acquisition Fund Financial Report

Beginning Balance as of January 1, 2017	44,718
Total Receipts	101
Disbursements	0
Balance as of December 31, 2017	44,819



<b>SCHEDULE OF TOWN OWNED PROPERTY</b>
--

Map & Lot			Location	Acres	Assessed Value
1	2		OLD TROY RD	150	825,900
1	7	B	OLD TROY RD	17	129,400
3	23		BACKLAND	5.5	27,500
3	47		LOWER JAFFREY RD	42	200,900
4	8		LOWER JAFFREY RD	2	6,400
4	11		LOWER JAFFREY RD	8	9,400
4	12		LOWER JAFFREY RD	10	10,400
4	13	A	LOWER JAFFREY RD	12	11,400
4	14		BACKLAND	4	2,000
4	15	A	MAIN ST	42.9	20,400
4	15	B	MAIN ST	2.7	16,900
4	16		ROUTE 101	16	125,100
4	17		OLD PETERBOROUGH RD	0.23	10,200
5	39	A	RTE 101 REAR	6	27,000
5	43		MARLBOROUGH RD	40.82	435,900
5	49		NEAR FARNUM RD	6.75	10,700
5	56	A	CHARCOAL RD	17	1,300
6	8	A	BACKLAND	2	10,000
6	35		CHURCH ST	12.5	121,800
7	28		MONUMENT RD	2	7,000
7	70		COBB MEADOW RD	79	574,600
8	3		LOWER JAFFREY RD	8.35	72,500
8	3	E	LOWER JAFFREY RD	16	6,700
8	3	F	RTE 137	9	4,500
8	7	A	LOWER JAFFREY RD	11	13,800
8	7	B	RTE 137	1.2	6,000
8	11		ROUTE 101	4	10,000
8	17	A	R/O/W	34	155,000
8	20		BACKLAND	10	47,500
12	9		LAKE ROAD	0.06	40,700
12	9	A	LAKE ROAD	0.03	39,600
15	14		OLD COMMON RD	1.77	35,800
15	15		CEMETERY	1.99	16,700
15	16		CEMETERY	7.56	20,900
16	4		MAIN ST	0.11	114,800
16	9		CHURCH ST	0.58	183,000
16	10		MAIN ST	0.1	575,800
16	11		MAIN ST	0.52	854,900
16	29		DUBLIN RD	0.5	49,500
16	34		MAIN ST	0.23	204,600
17	11	A	MAIN ST	15.68	70,400
17	21		MAIN ST	0.63	292,100

<p align="center"><b>BIRTHS RECORDED IN THE TOWN OF DUBLIN, NEW HAMPSHIRE FOR THE YEAR 2017</b></p>
---

<b>DATE</b>	<b>CHILD'S NAME</b>	<b>FATHER'S/MOTHER'S NAME</b>
03/23/17	Morse, Brianna Sydney	Morse, Thomas Morse, Ashley
07/11/17	Mclean, Brooke Aubrey	Mclean, James Mclean, Jill
07/19/17	Setzler, Mckenna Marie	Setzler, Dean Setzler, Katelyn
08/08/17	McLatchy, Odessa Marie	McLatchy, Kevin Reynolds, Jordan
09/22/17	Sandford, Galilee Pearl	Sandford, Craig Sandford, Kathryn
10/03/17	Cullinane, Connor Michael	Cullinane, Bryan Blood, Samantha
11/11/17	Yunitz, Juneau Lumen	Nemitz, Eric Yun, Hong Jung
11/21/17	Swan, Finley Oliver	Swan, Robert Swan, Rachael

<p align="center"><b>DEATHS AND BURIALS RECORDED IN DUBLIN, NEW HAMPSHIRE FOR THE YEAR 2017</b></p>
---

<b>DATE</b>	<b>NAME</b>	<b>PLACE OF DEATH</b>
01/03/17	Fox, Allan	Dublin
03/05/17	Silitch, Clarissa	Dublin
04/19/17	Burnham, Paul	Peterborough
05/09/17	Grenier, Teresita	Rochester
08/27/17	Bernier, Robert	Dublin
08/29/17	Manoni, Norman	Keene
10/18/17	Powell, Blake	Keene
12/28/17	Hanson, Lorraine	Dublin

<p align="center"><b>MARRIAGES RECORDED IN DUBLIN, NEW HAMPSHIRE FOR THE YEAR 2017</b></p>
--

<b>DATE</b>	<b>NAMES</b>	<b>RESIDENCE</b>
06/16/17	Wargo, David Sandford, Kayla R	New Boston, NH Dublin, NH
07/20/17	Hall, Isaac J Nightingale, Ashley	Dublin, NH Dublin, NH
09/05/17	Kenney, Sean C Wild, Christina M	Germany Germany
09/09/17	Von Reyn, Benjamin David McIntyre, Eleanor Primm	Yardley, PA Yardley, PA
09/16/17	Sundstrom, Garret I Cruz III, August	Dublin, NH Langdon, NH

**These Vital Records lists include only those events for which the individuals or families expressed their desire to have the event listed in the Town Report.**

## TOWN CLERK/TAX COLLECTOR

In 2017, a total of 2,210 motor vehicles were registered in the town clerk's office resulting in \$318,949.11 in revenue for the Town. The Town also received revenues of \$2,988.50 from the issuance of marriage licenses, certified copies of vital records, dog licenses and other filing and permit fees.

	<u>2017</u>	<u>2016</u>	<u>2015</u>
Vehicle registrations	2,210	2,175	2,209
Town registration fees	\$318,949.11	\$306,088.54	\$282,507.29
Vital records, dog licenses and	<u>\$ 2,988.50</u>	<u>\$ 2,608.00</u>	<u>\$ 3,693.00</u>
Filing fees			
Yearly totals	\$321,937.61	\$308,696.54	\$286,200.29

Lists of births, deaths and marriages recorded in Dublin for the year 2017 are included in this Town Report. The lists reflect only those events for which the individuals or families expressed an interest in having them printed in the Town Report. The New Hampshire Department of Vital Records gives the option of having this information included in the Town Report when the paperwork is filled out for a birth or death record, or for a marriage license.

The property tax rate for 2017 was \$24.22 per thousand dollars of assessed value. This was a significant decrease, at close to 13%. The amount of liens executed this year was an increase from previous years. The Tax Collector's financial report is included in this Town Report.

	<u>2017</u>	<u>2016</u>	<u>2015</u>	<u>2014</u>	<u>2013</u>
Liens executed:	\$212,366.49	\$153,862.87	\$178,704.48	\$171,603.30	\$124,573.41

In April I attended the Tax Collectors' Association's Annual Spring Workshop in Concord.

In June Neil, our Deputy Town Clerk/Tax Collector attended the Monadnock Area Town Clerks' Spring Workshop in Jaffrey.

I completed my fourth and final year of the Joint NH Town Clerks' and Tax Collectors' Certification program in August of 2017. This means that for the first time, Dublin has a Certified Town Clerk and Certified Tax Collector! Also in August, I met with some fellow Cheshire County Tax Collectors for our annual meeting in Troy.

In October I attended the annual three-day NH Tax Collector's Conference in North Conway where we discussed deposit options, liening, deeding, and yield, excavation and land use change taxes.

We wish a very joyful and healthy 2018 to all of our fellow Dublin residents and property owners!

Respectfully Submitted,

Jeannine Dunne  
Town Clerk/Tax Collector



TAX COLLECTOR'S REPORT				
	2017	2016	2015	Prior
	<u>Levy</u>	<u>Levy</u>	<u>Levy</u>	<u>Levy</u>
<b>DEBITS</b>				
<b>Uncollected Taxes Beg. Year</b>				
Property Taxes		\$430,977.03		
<b>Taxes Committed This Year</b>				
Property Taxes	\$5,536,202.00			
Land Use Change Taxes	\$1,555.00			
Timber Yield Taxes	\$15,618.91			
Excavation Taxes	\$89.58			
<b>Overpayment Refunds</b>				
Property Taxes	\$10,120.79			
Interest & Penalties on Delinquent Taxes	\$3,317.22	\$25,474.93		
<b>Total Debits</b>	<b><u>\$5,566,903.50</u></b>	<b><u>\$456,451.96</u></b>	<b><u>\$0.00</u></b>	<b><u>\$0.00</u></b>
<b>CREDITS</b>				
<b>Remitted to Treasurer</b>				
Property Taxes	\$5,587,825.32	\$227,122.10		
Land Use Change Taxes	\$1,555.00			
Timber Yield Taxes	\$15,618.91			
Interest (including lien conversion)	\$3,292.22	\$24,251.43		
Penalties	\$25.00	\$1,223.50		
Excavation Taxes	\$89.58			
Conversion to Lien (principal only)		\$197,178.02		
<b>Abatements Made</b>				
Property Taxes	\$30,637.00	\$6,676.91		
Current Levy Deeded	\$142.00			
<b>Uncollected Taxes - End of Year</b>				
Property Taxes	\$249,125.84			
Property Tax Credit Balance	(\$321,407.37)			
<b>Total Credits</b>	<b><u>\$5,566,903.50</u></b>	<b><u>\$456,451.96</u></b>		
<b>SUMMARY OF DEBITS</b>				
Unredeemed Liens - Beginning of Year			\$100,474.46	\$60,751.85
Liens Executed During Year		\$212,366.49		
Interest & Costs Collected		\$5,089.30	\$4,467.13	\$4,569.33
<b>Total Debits</b>	<b><u>\$0.00</u></b>	<b><u>\$217,455.79</u></b>	<b><u>\$104,941.59</u></b>	<b><u>\$65,321.18</u></b>
<b>SUMMARY OF CREDITS</b>				
<b>Remitted to Treasurer</b>				

Redemptions		\$91,809.89	\$63,810.71	\$45,323.45
Interest & Costs Collected		\$5,089.30	\$4,467.13	\$4,569.33
Abatements of Unredeemed Liens		\$1,382.00	\$0.00	\$0.00
Liens Deeded to Municipality		\$343.37	\$329.60	\$484.47
Unredeemed Liens		\$118,831.23	\$36,334.15	\$14,943.93
<b>Total Credits</b>	<b><u>\$0.00</u></b>	<b><u>\$217,455.79</u></b>	<b><u>\$104,941.59</u></b>	<b><u>\$65,321.18</u></b>

## SUMMARY OF INVENTORY VALUATION

MS-1 ~ 2017

		<i>Number of Acres</i>	<i>Assessed Valuation</i>
<b>Value of Land Only</b>			
Current Use		11,434	\$1,084,139
Conservation Restriction Assessment			
Discretionary Preservation Easement		0.120	\$4,300
Residential		3,159	\$77,973,600
Commercial/Industrial		690	\$9,990,600
	<i>Subtotal Taxable Land</i>	<u>15,283</u>	<u>\$89,052,639</u>
Tax Exempt & Non-Taxable	\$9,940,700	<u>2,370</u>	
	<i>Total</i>	<u><u>17,653</u></u>	
<b>Value of Buildings Only</b>			
Residential			\$123,827,531
Manufactured Housing			\$369,400
Commercial/Industrial			\$12,982,900
Discretionary Preserv. Easement	Nbr.of structures	5	\$12,598
Total of Taxable Buildings			<u>\$137,192,429</u>
Tax Exempt & Non-Taxable	\$25,230,571		
<b>Public Utilities</b>			
Public Utilities			\$4,008,800
<b>Valuation Before Exemptions</b>			<u>\$230,253,868</u>
Less DDK school exemptions			-\$300,000
Modified Assessed Valuation of All Properties			<u>\$229,953,868</u>
Less elderly exemptions			\$70,000
Less Blind Exemption			\$15,000
Less solar energy exemptions			\$7,425
	<i>Subtotal</i>		<u><u>\$92,425</u></u>
<i>Net Valuation on which municipal, county and local tax rate is computed</i>			\$229,861,443
Less Public Utilities			\$4,008,800
<i>Net Valuation on which State Education Tax Rate is computed</i>			<u><u>\$225,852,643</u></u>
<b>Current Use Summary</b>		<i>Number of Acres</i>	<i>Assessed Valuation</i>
Farm Land		959	\$361,659
Forest Land		7539	\$590,538
Forest Land with documented stewardship		2136	\$113,485
Unproductive Land		285	\$6,170
Wet Land		515	\$12,287
	<i>Total</i>	<u>11,434</u>	<u>\$1,084,139</u>
<i>Total Number of Owners in Current Use</i>		212	
<i>Total Number of Parcels in Current Use</i>		303	

<p align="center"><b>DEPARTMENT OF REVENUE ADMINISTRATION</b>  <b>2017 TAX RATE CALCULATION</b></p>
---

**Town of Dublin**

			<b>Tax Rates</b>
Gross Appropriations	2,444,735		
Less: Revenues	-713,200		
Less: Shared Revenues	0		
Less: Fund Balance Voted Surplus	-346,326		
Add: Overlay	19		
War Service Credits	35,100		
Net Town Appropriation		1,420,328	
Approved Town Tax Effort		1,420,328	<b>Town Rate</b>
			<b>6.18</b>

**School Portion**

Net Local School Budget (Gross Approp.-Revenue)	0		
Regional School Apportionment	3,507,556		
Less: Equitable Education Grant	-102,886		
State Education Taxes	-567,275		
Approved School(s) Tax Effort		2,837,395	<b>Local</b>
			<b>School Rate</b>
			<b>12.34</b>

**State Education Taxes**

Equalized Valuation (no utilities) x	2.170		<b>State</b>
205,585,015		446,119	<b>School Rate</b>
Divide by Local Assessed Valuation (no utilities)			<b>2.51</b>
229,861,443			

**County Portion**

Due to County	732,184		
Less Shared Revenues	0		
Approved County Tax Effort		732,184	<b>County Rate</b>
			<b>3.19</b>

Total Property Taxes Assessed		5,557,182	<b>Total Rate</b>
Less: War Service Credits		35,100	<b>24.22</b>

Add: Village District Commitments		0	
<b>Total Property Tax Commitment</b>		<b>5,522,082</b>	

**Proof of Rate**

		<b>Tax Rate</b>	<b>Assessment</b>
Net Assessed Valuation			
State Education Tax (no utilities)	225,852,643	2.51	566,890
All Other Taxes	229,861,443	21.71	4,990,292



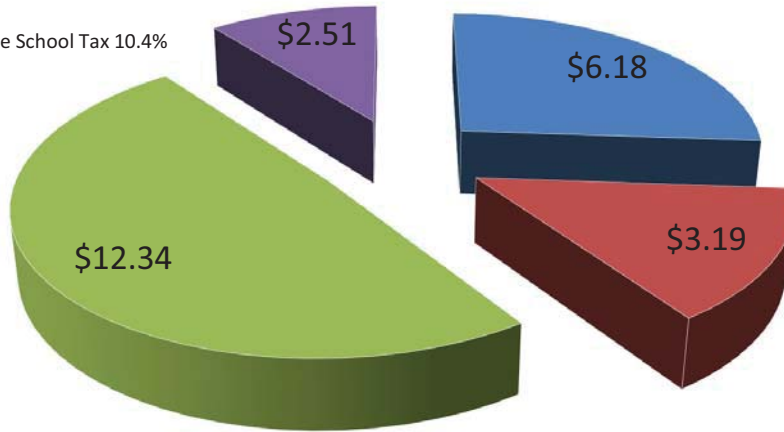
## TOWN OF DUBLIN FACT SHEET

Year	Population	Property Tax Rate Per \$1000 Valuation					Total Appropriation	Valuation (with utilities)	Current Use Acreage	Equalization Ratio	Building Permits
		Town	County	School	State	Total					
1998	1503	\$5.58	\$2.29	\$16.63	\$0.00	\$24.50	\$1,719,026	\$121,849,196	10,195.91	100%	48
1999	1563	\$6.89	\$2.07	\$9.75	\$5.93	\$24.64	\$2,040,554	\$139,304,086	10,234.79	106%	49
2000	1476	\$5.48	\$2.37	\$11.01	\$6.05	\$24.91	\$1,635,025	\$136,448,697	10,671.01	108%	45
2001	1476	\$6.75	\$2.71	\$11.02	\$6.31	\$26.79	\$1,612,196	\$138,726,952	10,773.91	91%	40
2002	1476	\$6.83	\$3.17	\$11.33	\$5.71	\$27.04	\$1,925,534	\$152,737,228	10,805.00	79%	38
2003	1476	\$7.29	\$2.50	\$14.95	\$5.88	\$30.62	\$1,673,393	\$153,406,996	10,899.97	100%	36
2004	1525	\$4.58	\$1.66	\$7.35	\$2.05	\$15.64	\$1,725,563	\$260,897,618	10,962.00	104%	30
2005	1552	\$4.49	\$1.93	\$8.79	\$2.26	\$17.47	\$1,749,644	\$262,200,174	10,961.00	100%	42
2006	1556	\$4.64	\$1.94	\$9.79	\$2.50	\$18.87	\$1,907,270	\$263,226,519	10,892.00	100%	51
2007	1556	\$4.81	\$2.01	\$10.77	\$2.36	\$19.95	\$2,813,094	\$258,905,623	10,888.00	100%	45
2008	1553	\$5.07	\$2.68	\$10.64	\$2.26	\$20.65	\$3,373,522	\$257,609,619	10,871.00	95%	34
2009	1577	\$4.92	\$2.88	\$10.57	\$2.28	\$20.65	\$2,187,160	\$254,561,601	10,931.04	100%	35
2010	1582	\$5.59	\$3.07	\$10.49	\$2.25	\$21.40	\$2,127,985	\$255,487,846	10,931.00	100%	33
2011	1597	\$5.71	\$3.28	\$11.23	\$2.32	\$22.54	\$2,573,867	\$256,627,950	10,923.00	100%	35
2012	1597	\$6.08	\$2.94	\$10.73	\$2.40	\$22.15	\$2,160,437	\$255,874,358	10,932.00	119.7%	23
2013	1584	\$6.50	\$3.11	\$11.84	\$2.19	\$23.64	\$2,688,537	\$255,437,403	11,381.71	110.4%	38
2014	1582	\$6.49	\$3.76	\$13.80	\$2.51	\$26.56	\$3,283,540	\$230,621,913	11,335.41	111.20%	55
2015	1575	\$7.34	\$3.37	\$13.15	\$2.64	\$26.50	\$3,715,624	\$230,639,182	11,347.76	101.20%	51
2016	1642	\$7.31	\$3.87	\$14.30	\$2.33	\$27.81	\$2,654,007	\$230,227,467	11,337.69	96.4%	97
2017	1642	\$6.18	\$3.19	\$12.34	\$2.51	\$24.22	\$2,444,735	\$229,861,443	11,434.10	108.5%	87

### 2017 Dublin Tax Rate

Local School Tax  
(ConVal)  
50.9%

State School Tax 10.4%



Dublin Town Tax  
25.57%

■ 1  
Cheshire  
County Tax  
13.2%  
■ 4

<b>DUBLIN TRUSTEES OF THE TRUST FUNDS</b>
---

The MS-9 and MS-10 reports from Charter Trust Company for the past year are shown on the adjacent pages. They show the investment transaction status and fund balances of the investments for the town of Dublin. The MS-9 report shows the status of the various Common and Capital Reserve Funds for the Town of Dublin. The MS-10 shows the investment portfolio for the Trust Funds.

The Charter Trust Company manages our investments. The Trustees meet with them quarterly to review the current economic conditions, review the investment portfolio, review the buying and selling of investments by the investment manager, review the performance of the investment manager based on our Investment Policy guidelines and consider investment manager recommendations affecting the portfolio.

Deposits into and withdrawals from the Capital Reserve Trust Funds are based on the approved Warrant Articles at the Town Meeting in March of this year. See Form MS-9 for details.

The Common Trust Funds are invested according to the guidelines of our Investment Policy.

Deposits into the Common Trust Fund:  
There were none this year.

Withdrawals from the Common Trust Funds:  
\$2,000 to the Dublin Community Church for church programs.  
\$3,000 for scholarships to Dublin students going to college.  
\$825 to Dublin Consolidated School for special projects.  
\$8,200 to the Town to aid needy families.

During the past ten years, the Trustees of the Trust Funds have provided scholarships to Dublin students who have demonstrated a financial need. This year, the scholarship committee selected three students to receive a \$1000 scholarship for the 2017-2018 school year. The recipients and their colleges were Jesse Garrett-Larson (The College of Wooster), Anita Anable (Wheelock College) and Cully Colantino (Hobart College).

Respectfully submitted,

Trustees--Willard Goodwin, Frederick MacMillan and Christopher Flynn



Town of Dublin Common Funds  
MS-9 for Year Ending December 31, 2017

PRINCIPAL - Account #5850910610

INCOME - Account #5850910610

DATE	TRUST NAME	HOW INVESTED	% OF TOTAL	DECEMBER MONTHLY TOTALS				BALANCE 12/31/17
				BALANCE 12/01/17	FUNDS	GAIN/LOSS	EXPEND	
1817	Public School	School	13.34%	137,089.01	-	229.17	-	137,318.17
1852	Appleton Public School	School	4.02%	29,510.13	-	69.09	-	29,579.22
1817	Community Church	Church	6.91%	68,620.50	-	118.74	-	68,739.24
1817	Ministerial Land	Church	1.19%	10,811.61	-	20.42	-	10,832.03
	Dublin Scholarship	Scholarship	0.00%	-	-	-	-	-
1873	Gleason	Poor	3.94%	35,617.77	-	67.76	-	35,685.52
1963	Chas Thomas	Poor	0.10%	1,231.28	-	1.75	-	1,233.03
1968	Elva A. Moore	Poor	15.38%	121,273.15	-	264.10	-	121,537.24
1969	C & E Mason	Poor	9.61%	66,186.16	-	165.08	-	66,351.24
1975	Ruth Brening	Fire Co.	0.99%	6,516.36	-	17.05	-	6,533.40
1964	Willard/Lysett	School	0.45%	3,442.57	-	7.77	-	3,450.34
1965	Sterling	School	0.20%	1,666.27	-	3.43	-	1,669.70
2000	Total Cemeteries	Cemetery	30.87%	268,530.34	-	530.19	-	269,060.53
2008	Phyllis Burt - Fire Department	Fire Co.	7.97%	68,590.42	-	136.83	-	68,727.25
2008	Phyllis Burt - Police Department	Police	5.02%	50,608.69	-	86.22	-	50,694.91
2008	Town Hall Renovation	Town	0.00%	-	-	-	-	-

<b>TOTAL</b>	100%	869,694.26	-	1,717.58	-	-	-	871,411.84
--------------	------	------------	---	----------	---	---	---	------------

(760.36)

DECEMBER MONTHLY TOTALS							TOTAL BALANCE	
BALANCE 12/01/17	INCOME	MGMT FEES	EXPEND	BALANCE 12/31/17				
1,655.33	465.52	(88.11)	-	2,032.73	139,350.91			
12,318.19	140.34	(26.56)	-	12,431.97	42,011.20			
3,269.02	241.20	(45.65)	(2,000.00)	1,464.57	70,203.81			
1,549.53	41.47	(7.85)	-	1,583.16	12,415.19			
-	-	-	-	-	-			
5,405.52	137.64	(26.05)	-	5,517.10	41,202.63			
(171.95)	3.55	(0.67)	-	(169.07)	1,063.96			
38,620.12	536.47	(101.54)	-	39,055.05	160,592.30			
33,760.38	335.34	(63.47)	-	34,032.25	100,383.50			
3,803.84	34.63	(6.55)	-	3,831.91	10,365.32			
1,259.73	15.78	(2.99)	-	1,272.52	4,722.86			
408.07	6.96	(1.32)	-	413.71	2,083.41			
52,465.76	1,077.01	(203.85)	-	53,338.91	322,399.44			
14,249.81	277.95	(52.61)	-	14,475.15	83,202.39			
1,593.42	175.15	(33.15)	-	1,735.41	52,430.32			
-	-	-	-	-	-			

170,186.77	3,489.01	(660.39)	(2,000.00)	171,015.39	1,042,427.23
------------	----------	----------	------------	------------	--------------

(760.36)



Town of Dublin Cemetery Funds  
MS-9 for Year Ending December 31, 2017

PRINCIPAL- Sub Account #5850910610

INCOME - Sub Account #5850910610

DATE	TRUST NAME	PURPOSE	% OF TOTAL	QUARTERLY (OCT - DEC) TOTALS					QUARTERLY (OCT - DEC) TOTALS					TOTAL BALANCE 12/31/17
				BALANCE 10/01/17	FUNDS	GAIN/LOSS	EXPEND	BALANCE 12/31/17	BALANCE 10/01/17	INCOME	MGMT FEES	EXPEND	BALANCE 12/31/17	
1903	GREENWOOD, HORATIO	Perpetual Care	0.20%	542.05	-	1.13	-	543.18	103.03	5.19	(1.22)	-	107.00	650.18
1909	HEALD, CHARLES K.	Perpetual Care	0.60%	1,626.09	-	3.38	-	1,629.47	309.07	15.58	(3.65)	-	321.00	1,950.46
1912	DERBY, JULIA P.	Perpetual Care	0.40%	1,084.05	-	2.25	-	1,086.30	206.06	10.39	(2.43)	-	214.01	1,300.31
1912	MASON, LYDIA	Perpetual Care	0.81%	2,168.07	-	4.51	-	2,172.58	412.08	20.77	(4.87)	-	427.99	2,600.57
1913	FAIRBANKS, MOSES	Perpetual Care	0.40%	1,084.06	-	2.25	-	1,086.31	206.05	10.39	(2.43)	-	214.00	1,300.31
1918	ROBBE, JAMES	Perpetual Care	0.40%	1,084.06	-	2.25	-	1,086.31	206.05	10.39	(2.43)	-	214.00	1,300.31
1918	UPTON	Perpetual Care	0.40%	1,084.06	-	2.25	-	1,086.31	206.05	10.39	(2.43)	-	214.00	1,300.31
1920	GOWING, GEORGE A.	Perpetual Care	0.40%	1,084.06	-	2.25	-	1,086.31	206.05	10.39	(2.43)	-	214.00	1,300.31
1923	ELLIS, CHARLES J.	Perpetual Care	0.81%	2,168.07	-	4.51	-	2,172.58	412.08	20.77	(4.87)	-	427.99	2,600.57
1923	MAYNARD, ABEL	Perpetual Care	0.40%	1,084.06	-	2.25	-	1,086.31	206.05	10.39	(2.43)	-	214.00	1,300.31
1926	MORSE, THADDEUS	Perpetual Care	1.25%	3,354.17	-	6.98	-	3,361.15	637.52	32.13	(7.53)	-	662.13	4,023.28
1926	WARREN, HESSIE & JAN	Perpetual Care	0.40%	1,084.06	-	2.25	-	1,086.31	206.05	10.39	(2.43)	-	214.00	1,300.31
1927	ADAMS, SAMUEL	Perpetual Care	0.20%	542.05	-	1.13	-	543.18	103.03	5.19	(1.22)	-	107.00	650.18
1928	PIPER, JONAS & FRED	Perpetual Care	0.73%	1,958.84	-	4.07	-	1,962.91	372.31	18.77	(4.40)	-	386.68	2,349.59
1928	GREENWOOD, WALTER J.	Perpetual Care	0.40%	1,084.06	-	2.25	-	1,086.31	206.05	10.39	(2.43)	-	214.00	1,300.31
1928	SILSBEE, MARTHA	Perpetual Care	0.81%	2,168.07	-	4.51	-	2,172.58	412.08	20.77	(4.87)	-	427.99	2,600.57
1931	MASON, MILTON	Perpetual Care	0.40%	1,084.06	-	2.25	-	1,086.31	206.05	10.39	(2.43)	-	214.00	1,300.31
1931	FROST, HARRIET P.	Perpetual Care	0.40%	1,084.06	-	2.25	-	1,086.31	206.05	10.39	(2.43)	-	214.00	1,300.31
1932	WALES, MARY	Perpetual Care	1.01%	2,710.08	-	5.64	-	2,715.72	515.10	25.96	(6.08)	-	534.98	3,250.70
1933	LEONARD, REV. LEVI	Perpetual Care	0.40%	1,084.06	-	2.25	-	1,086.31	206.05	10.39	(2.43)	-	214.00	1,300.31
1933	LEONARD, DR. WM. S.	Perpetual Care	0.40%	1,084.06	-	2.25	-	1,086.31	206.05	10.39	(2.43)	-	214.00	1,300.31
1933	SMITH, HENRY H.	Perpetual Care	0.20%	542.03	-	1.13	-	543.16	103.02	5.19	(1.22)	-	107.00	650.15
1933	MASON, CHARLES K.	Perpetual Care	1.01%	2,710.06	-	5.64	-	2,715.70	515.10	25.96	(6.08)	-	534.98	3,250.68
1936	BOND, GEORGE F.	Perpetual Care	0.20%	542.01	-	1.13	-	543.14	103.02	5.19	(1.22)	-	107.00	650.13



Town of Dublin Cemetery Funds  
MS-9 for Year Ending December 31, 2017

PRINCIPAL- Sub Account #5850910610

INCOME - Sub Account #5850910610

DATE	TRUST NAME	PURPOSE	% OF TOTAL	QUARTERLY (OCT - DEC) TOTALS					QUARTERLY (OCT - DEC) TOTALS					TOTAL BALANCE 12/31/17
				BALANCE 10/01/17	FUNDS	GAIN/LOSS	EXPEND	BALANCE 12/31/17	BALANCE 10/01/17	INCOME	MGMT FEES	EXPEND	BALANCE 12/31/17	
1936	MOORE, FRANK C.	Perpetual Care	0.40%	1,084.06	-	2.25	-	1,086.31	206.05	10.39	(2.43)	-	214.00	1,300.31
1936	LAUGHLIN, J.L. & L.E	Perpetual Care	0.60%	1,626.09	-	3.38	-	1,629.47	309.07	15.58	(3.65)	-	321.00	1,950.46
1937	EAVES, EMMA F.	Perpetual Care	0.40%	1,084.06	-	2.25	-	1,086.31	206.05	10.39	(2.43)	-	214.00	1,300.31
1937	GOWING, CLIFFORD	Perpetual Care	0.40%	1,084.06	-	2.25	-	1,086.31	206.05	10.39	(2.43)	-	214.00	1,300.31
1938	RIDEOUT, CAROLINE	Perpetual Care	0.40%	1,084.06	-	2.25	-	1,086.31	206.05	10.39	(2.43)	-	214.00	1,300.31
1940	GREENWOOD, JACKSON	Perpetual Care	0.40%	1,084.06	-	2.25	-	1,086.31	206.05	10.39	(2.43)	-	214.00	1,300.31
1940	ROWE, W.F.	Perpetual Care	0.40%	1,084.06	-	2.25	-	1,086.31	206.05	10.39	(2.43)	-	214.00	1,300.31
1940	BROWN, MRS. JENNIE	Perpetual Care	0.40%	1,084.06	-	2.25	-	1,086.31	206.05	10.39	(2.43)	-	214.00	1,300.31
1041	BENNETT, JOHN J.	Perpetual Care	0.40%	1,084.06	-	2.25	-	1,086.31	206.05	10.39	(2.43)	-	214.00	1,300.31
1941	PERRY, SARAH F.	Perpetual Care	0.42%	1,121.97	-	2.33	-	1,124.31	213.25	10.75	(2.52)	-	221.48	1,345.79
1942	EVELETH, JOSEPH	Perpetual Care	0.30%	813.05	-	1.69	-	814.74	154.54	7.79	(1.82)	-	160.50	975.24
1943	CRAGIN, DR. GEORGE	Perpetual Care	0.81%	2,168.07	-	4.51	-	2,172.58	412.08	20.77	(4.87)	-	427.99	2,600.57
1943	APPLETON, JESSE R.	Perpetual Care	0.60%	1,626.09	-	3.38	-	1,629.47	309.07	15.58	(3.65)	-	321.00	1,950.46
1943	APPLETON, CHARLES	Perpetual Care	0.60%	1,626.09	-	3.38	-	1,629.47	309.07	15.58	(3.65)	-	321.00	1,950.46
1943	PIPER, GEORGE ADAMS	Perpetual Care	0.76%	2,041.23	-	4.25	-	2,045.47	387.97	19.55	(4.58)	-	402.95	2,448.42
1945	TOWNSEND, SARAH	Perpetual Care	0.40%	1,084.06	-	2.25	-	1,086.31	206.05	10.39	(2.43)	-	214.00	1,300.31
1945	RUENWE, LYDIA TOWNSE	Perpetual Care	0.20%	542.05	-	1.13	-	543.18	103.03	5.19	(1.22)	-	107.00	650.18
1945	MCKITTRICK, MRS. T.H	Perpetual Care	0.20%	542.05	-	1.13	-	543.18	103.03	5.19	(1.22)	-	107.00	650.18
1946	HAYDEN, LYDIA	Perpetual Care	0.40%	1,084.06	-	2.25	-	1,086.31	206.05	10.39	(2.43)	-	214.00	1,300.31
1946	ALLIS, EDWARD P.	Perpetual Care	0.60%	1,626.09	-	3.38	-	1,629.47	309.07	15.58	(3.65)	-	321.00	1,950.46
1946	TRUE, ABBOTT & FISKE	Perpetual Care	0.60%	1,626.09	-	3.38	-	1,629.47	309.07	15.58	(3.65)	-	321.00	1,950.46
1947	GOWING, MOSES	Perpetual Care	2.02%	5,420.38	-	11.27	-	5,431.66	1,030.25	51.93	(12.17)	-	1,070.01	6,501.66
1947	STRIBLING, MILDRED	Perpetual Care	0.76%	2,031.49	-	4.23	-	2,035.71	386.12	19.46	(4.56)	-	401.03	2,436.74
1947	TOWNSEND, C.H.&J.G.	Perpetual Care	0.40%	1,084.06	-	2.25	-	1,086.31	206.05	10.39	(2.43)	-	214.00	1,300.31





Town of Dublin Cemetery Funds  
MS-9 for Year Ending December 31, 2017

PRINCIPAL- Sub Account #5850910610

DATE	TRUST NAME	PURPOSE	% OF TOTAL	QUARTERLY (OCT - DEC) TOTALS				BALANCE 10/01/17	BALANCE 12/31/17
				FUNDS	LOSS	GAIN/	EXPEND		
1948	COTA, GEORGE W.	Perpetual Care	0.40%	-	2.25	-	-	1,084.06	1,086.31
1948	GOWING, MARY K.	Perpetual Care	0.81%	-	4.51	-	-	2,168.07	2,172.58
1948	GERRY, LOUIS C.	Perpetual Care	0.63%	-	3.49	-	-	1,680.28	1,683.77
1948	JACKSON, WILLIAM K.	Perpetual Care	0.81%	-	4.51	-	-	2,168.07	2,172.58
1949	PROCTOR & LORD	Perpetual Care	0.40%	-	2.25	-	-	1,084.06	1,086.31
1950	ALDRICH, CALDWELL, T	Perpetual Care	0.40%	-	2.25	-	-	1,084.06	1,086.31
1951	BROWN, WM. ROBINSON	Perpetual Care	0.81%	-	4.51	-	-	2,168.07	2,172.58
1951	GRAU, JOHN A.	Perpetual Care	0.40%	-	2.25	-	-	1,084.06	1,086.31
1953	METCALF, ETHEL & NEL	Perpetual Care	0.81%	-	4.51	-	-	2,168.07	2,172.58
1954	SCHOEPE, ALBIN K.	Perpetual Care	0.67%	-	3.74	-	-	1,797.31	1,801.05
1955	FROTHINGHAM, F.E.	Perpetual Care	0.68%	-	3.78	-	-	1,817.92	1,821.70
1955	GORDON, JOSEPHINE WK	Perpetual Care	0.68%	-	3.78	-	-	1,817.92	1,821.70
1955	YARDLEY, WILLIAM	Perpetual Care	0.32%	-	1.80	-	-	867.25	869.05
1957	BLACK, ABNER S.	Perpetual Care	0.33%	-	1.82	-	-	874.82	876.64
1957	TOWNSEND, KATE	Perpetual Care	0.65%	-	3.64	-	-	1,749.65	1,753.29
1958	FARNSWORTH, WM. J.	Perpetual Care	0.35%	-	1.97	-	-	947.55	949.52
1958	SMITH, JOSEPH LINDEN	Perpetual Care	0.71%	-	3.94	-	-	1,894.92	1,898.87
1960	ALDRICH, CHAPIN	Perpetual Care	0.58%	-	3.24	-	-	1,555.62	1,558.85
1960	DAVIS, GEORGE B.	Perpetual Care	0.98%	-	5.48	-	-	2,635.28	2,640.76
1961	FISKE, HENRY	Perpetual Care	0.58%	-	3.24	-	-	1,555.62	1,558.85
1962	MACVEAGH, CHARLTON	Perpetual Care	0.62%	-	3.46	-	-	1,661.84	1,665.29
1962	HENDERSON, ERNEST	Perpetual Care	0.50%	-	2.81	-	-	1,349.62	1,352.42
1962	HENDERSON FAMILY LOT	Perpetual Care	0.50%	-	2.81	-	-	1,349.62	1,352.42
1962	KORPI FAMILY LOT	Perpetual Care	0.25%	-	1.40	-	-	675.34	676.74

INCOME - Sub Account #5850910610

QUARTERLY (OCT - DEC) TOTALS				BALANCE 10/01/17	INCOME	MGMT FEES	EXPEND	BALANCE 12/31/17	TOTAL BALANCE 12/31/17
BALANCE	BALANCE	BALANCE	BALANCE						
206.05	10.39	(2.43)	-	206.05	10.39	(2.43)	-	214.00	1,300.31
412.08	20.77	(4.87)	-	412.08	20.77	(4.87)	-	427.99	2,600.57
319.37	16.10	(3.77)	-	319.37	16.10	(3.77)	-	331.69	2,015.47
412.08	20.77	(4.87)	-	412.08	20.77	(4.87)	-	427.99	2,600.57
206.05	10.39	(2.43)	-	206.05	10.39	(2.43)	-	214.00	1,300.31
206.05	10.39	(2.43)	-	206.05	10.39	(2.43)	-	214.00	1,300.31
412.08	20.77	(4.87)	-	412.08	20.77	(4.87)	-	427.99	2,600.57
341.61	17.22	(4.03)	-	341.61	17.22	(4.03)	-	354.80	2,155.85
345.53	17.42	(4.08)	-	345.53	17.42	(4.08)	-	358.87	2,180.56
345.53	17.42	(4.08)	-	345.53	17.42	(4.08)	-	358.87	2,180.56
164.84	8.31	(1.95)	-	164.84	8.31	(1.95)	-	171.20	1,040.25
166.28	8.38	(1.96)	-	166.28	8.38	(1.96)	-	172.69	1,049.33
332.56	16.76	(3.93)	-	332.56	16.76	(3.93)	-	345.39	2,098.68
180.10	9.08	(2.13)	-	180.10	9.08	(2.13)	-	187.05	1,136.57
360.17	18.15	(4.25)	-	360.17	18.15	(4.25)	-	374.07	2,272.93
295.67	14.90	(3.49)	-	295.67	14.90	(3.49)	-	307.09	1,865.94
500.89	25.25	(5.91)	-	500.89	25.25	(5.91)	-	520.22	3,160.98
295.67	14.90	(3.49)	-	295.67	14.90	(3.49)	-	307.09	1,865.94
315.86	15.92	(3.73)	-	315.86	15.92	(3.73)	-	328.05	1,993.35
256.52	12.93	(3.03)	-	256.52	12.93	(3.03)	-	266.42	1,618.84
256.52	12.93	(3.03)	-	256.52	12.93	(3.03)	-	266.42	1,618.84
128.36	6.47	(1.52)	-	128.36	6.47	(1.52)	-	133.31	810.05



Town of Dublin Cemetery Funds  
MS-9 for Year Ending December 31, 2017

PRINCIPAL- Sub Account #5850910610										INCOME - Sub Account #5850910610									
DATE	TRUST NAME	PURPOSE	% OF TOTAL	QUARTERLY (OCT - DEC) TOTALS					QUARTERLY (OCT - DEC) TOTALS					TOTAL BALANCE 12/31/17					
				BALANCE 10/01/17	FUNDS	GAIN/LOSS	EXPEND	BALANCE 12/31/17	BALANCE 10/01/17	INCOME	MGMT FEES	EXPEND	BALANCE 12/31/17						
1962	MAURAN, JOHN L.	Perpetual Care	0.50%	1,349.62	-	2.81	-	1,352.42	256.52	12.93	(3.03)	-	266.42	1,618.84					
1963	LARNED, MABEL B.	Perpetual Care	0.50%	1,349.62	-	2.81	-	1,352.42	256.52	12.93	(3.03)	-	266.42	1,618.84					
1964	JAMES, ALEXANDER	Perpetual Care	0.50%	1,349.62	-	2.81	-	1,352.42	256.52	12.93	(3.03)	-	266.42	1,618.84					
1964	WADE, OSBORNE C.	Perpetual Care	0.46%	1,228.19	-	2.55	-	1,230.75	233.44	11.77	(2.76)	-	242.45	1,473.20					
1964	KENNELLY, MRS. R.G.	Perpetual Care	0.46%	1,228.19	-	2.55	-	1,230.75	233.44	11.77	(2.76)	-	242.45	1,473.20					
1965	REED FAMILY LOT	Perpetual Care	0.46%	1,228.19	-	2.55	-	1,230.75	233.44	11.77	(2.76)	-	242.45	1,473.20					
1965	MASON, CLARENCE F.	Perpetual Care	0.40%	1,067.76	-	2.22	-	1,069.98	202.95	10.23	(2.40)	-	210.78	1,280.76					
1965	SOWING, FRED & JEN	Perpetual Care	0.40%	1,068.84	-	2.22	-	1,071.06	203.15	10.24	(2.40)	-	210.99	1,282.05					
1965	CLUKAY, MARIA	Perpetual Care	0.40%	1,068.84	-	2.22	-	1,071.06	203.15	10.24	(2.40)	-	210.99	1,282.05					
1965	LINDGREN, JOHN R.	Perpetual Care	0.40%	1,067.76	-	2.22	-	1,069.98	202.95	10.23	(2.40)	-	210.78	1,280.76					
1965	BOWDITCH LOT	Perpetual Care	0.40%	1,068.84	-	2.22	-	1,071.06	203.15	10.24	(2.40)	-	210.99	1,282.05					
1966	OLSEN, ARNE H.	Perpetual Care	0.48%	1,290.00	-	2.68	-	1,292.68	245.19	12.36	(2.90)	-	254.65	1,547.33					
1966	WORCESTER, ARTHUR A.	Perpetual Care	0.48%	1,290.00	-	2.68	-	1,292.68	245.19	12.36	(2.90)	-	254.65	1,547.33					
1967	WOODWARD LAHTI LOT	Perpetual Care	0.44%	1,191.33	-	2.48	-	1,193.81	226.44	11.41	(2.67)	-	235.17	1,428.98					
1967	MACKIE, CARL	Perpetual Care	0.44%	1,191.33	-	2.48	-	1,193.81	226.44	11.41	(2.67)	-	235.17	1,428.98					
1967	CARLETON, PETER F.	Perpetual Care	0.89%	2,382.68	-	4.96	-	2,387.64	452.87	22.83	(5.35)	-	470.35	2,857.99					
1967	WEILLE, FRANCIS L.	Perpetual Care	0.44%	1,191.33	-	2.48	-	1,193.81	226.44	11.41	(2.67)	-	235.17	1,428.98					
1967	BLOUNT, F. NELSON	Perpetual Care	0.44%	1,191.33	-	2.48	-	1,193.81	226.44	11.41	(2.67)	-	235.17	1,428.98					
1968	SAARI, KUSTAA	Perpetual Care	0.39%	1,046.08	-	2.18	-	1,048.26	198.83	10.02	(2.35)	-	206.50	1,254.76					
1968	MACGRATH, C.R.	Perpetual Care	0.39%	1,046.08	-	2.18	-	1,048.26	198.83	10.02	(2.35)	-	206.50	1,254.76					
1969	HAYES, HARVEY C.	Perpetual Care	0.47%	1,256.41	-	2.61	-	1,259.03	238.81	12.04	(2.82)	-	248.02	1,507.05					
1969	FAIRBANKS, JOS&LOUIS	Perpetual Care	0.47%	1,256.41	-	2.61	-	1,259.03	238.81	12.04	(2.82)	-	248.02	1,507.05					
1969	GOWING, ALICE	Perpetual Care	0.47%	1,256.41	-	2.61	-	1,259.03	238.81	12.04	(2.82)	-	248.02	1,507.05					
1969	GOWING, HENRY & BELL	Perpetual Care	0.47%	1,256.41	-	2.61	-	1,259.03	238.81	12.04	(2.82)	-	248.02	1,507.05					



Town of Dublin Cemetery Funds  
MS-9 for Year Ending December 31, 2017

PRINCIPAL- Sub Account #5850910610

INCOME - Sub Account #5850910610

DATE	TRUST NAME	PURPOSE	% OF TOTAL	QUARTERLY (OCT - DEC) TOTALS					QUARTERLY (OCT - DEC) TOTALS					TOTAL BALANCE 12/31/17
				BALANCE		GAIN/LOSS	EXPEND	BALANCE	BALANCE		MGMT FEES	EXPEND	BALANCE	
				10/01/17	FUNDS				10/01/17	12/31/17				
1970	RICHARDSON, CLIFTON	Perpetual Care	0.45%	1,202.20	-	2.50	-	1,204.70	228.50	11.52	(2.70)	-	237.32	1,442.02
1970	VONSTADE, P.S. JR	Perpetual Care	0.45%	1,202.20	-	2.50	-	1,204.70	228.50	11.52	(2.70)	-	237.32	1,442.02
1970	WARD, JAMES S.	Perpetual Care	0.45%	1,202.20	-	2.50	-	1,204.70	228.50	11.52	(2.70)	-	237.32	1,442.02
1970	CLOSE, JOSEPH K.	Perpetual Care	0.45%	1,202.20	-	2.50	-	1,204.70	228.50	11.52	(2.70)	-	237.32	1,442.02
1971	LEONARD, C.J.	Perpetual Care	0.44%	1,185.93	-	2.47	-	1,188.39	225.41	11.36	(2.66)	-	234.11	1,422.50
1973	KUGA LOT	Perpetual Care	0.39%	1,060.17	-	2.21	-	1,062.38	201.51	10.16	(2.38)	-	209.28	1,271.66
1973	MCKEEN C.E.	Perpetual Care	0.39%	1,060.17	-	2.21	-	1,062.38	201.51	10.16	(2.38)	-	209.28	1,271.66
1973	PARSONS LOT	Perpetual Care	0.39%	1,060.17	-	2.21	-	1,062.38	201.51	10.16	(2.38)	-	209.28	1,271.66
1973	WRIGHT, THOMAS P.	Perpetual Care	0.39%	1,060.17	-	2.21	-	1,062.38	201.51	10.16	(2.38)	-	209.28	1,271.66
1974	MCDEVITT, WM.	Perpetual Care	0.22%	597.31	-	1.24	-	598.56	113.53	5.72	(1.34)	-	117.91	716.47
1974	PEIRCE, E.B.	Perpetual Care	0.44%	1,194.57	-	2.48	-	1,197.05	227.05	11.44	(2.68)	-	235.81	1,432.87
1974	SAGENDORPH LOT	Perpetual Care	0.44%	1,194.57	-	2.48	-	1,197.05	227.05	11.44	(2.68)	-	235.81	1,432.87
1975	ALLISON, HENRY	Perpetual Care	0.53%	1,435.27	-	2.99	-	1,438.25	272.80	13.75	(3.22)	-	283.33	1,721.58
1975	BRENNING LOT	Perpetual Care	0.27%	717.62	-	1.49	-	719.12	136.40	6.87	(1.61)	-	141.66	860.78
1975	IVANOV-RINOV, G.P.	Perpetual Care	0.53%	1,435.25	-	2.99	-	1,438.23	272.80	13.75	(3.22)	-	283.32	1,721.56
1976	HALE, RUFUS FROST	Perpetual Care	0.46%	1,247.69	-	2.60	-	1,250.29	237.15	11.95	(2.80)	-	246.30	1,496.58
1976	BUSSART, ZULEMA	Perpetual Care	0.46%	1,247.69	-	2.60	-	1,250.29	237.15	11.95	(2.80)	-	246.30	1,496.58
1976	WARREN, WM. VAN	Perpetual Care	0.32%	809.72	-	1.80	-	811.52	219.33	8.28	(1.94)	-	225.68	1,037.20
1977	CABOT, T.H. LOT	Perpetual Care	0.45%	1,201.11	-	2.50	-	1,203.61	228.29	11.51	(2.70)	-	237.10	1,440.71
1977	RAYMOND, WM. JR. LOT	Perpetual Care	0.45%	1,201.11	-	2.50	-	1,203.61	228.29	11.51	(2.70)	-	237.10	1,440.71
1977	PHILLIPS, FRED W. LO	Perpetual Care	0.45%	1,201.11	-	2.50	-	1,203.61	228.29	11.51	(2.70)	-	237.10	1,440.71
1978	CURTIS, EDITH R.	Perpetual Care	0.87%	2,350.29	-	4.89	-	2,355.17	446.72	22.52	(5.27)	-	463.96	2,819.13
1978	MASON, DEXTER	Perpetual Care	0.44%	1,175.06	-	2.44	-	1,177.50	223.34	11.26	(2.64)	-	231.96	1,409.46
1979	LINDGREN, PHYLLIS	Perpetual Care	0.23%	616.77	-	1.28	-	618.05	117.23	5.91	(1.38)	-	121.75	739.81



Town of Dublin Cemetery Funds  
MS-9 for Year Ending December 31, 2017

PRINCIPAL- Sub Account #5850910610

DATE	TRUST NAME	PURPOSE	% OF TOTAL	QUARTERLY (OCT - DEC) TOTALS				BALANCE 10/01/17	BALANCE 12/31/17
				FUNDS	LOSS	GAIN/	EXPEND		
1979	WORESTER, MILLARD	Perpetual Care	0.46%	-	2.56	-	-	1,232.54	1,235.10
1979	KNIGHT, ROBT & BERNA	Perpetual Care	0.84%	-	4.70	-	-	2,181.56	2,186.26
1979	TASTULA, WAINO	Perpetual Care	0.23%	-	1.28	-	-	616.79	618.07
1980	PEABODY, PHYLLIS	Perpetual Care	0.27%	-	1.53	-	-	737.12	738.65
1981	YEOMAND, CLINTON B.	Perpetual Care	0.36%	-	2.03	-	-	973.84	975.86
1982	DOYLE, JESSE & CHRIS	Perpetual Care	0.18%	-	1.02	-	-	488.57	489.58
1982	ELDER, DAVID	Perpetual Care	0.36%	-	2.03	-	-	977.11	979.14
1982	KING, BETSY	Perpetual Care	0.36%	-	2.03	-	-	977.11	979.14
1982	THE KINGDOM	Perpetual Care	0.36%	-	2.03	-	-	977.11	979.14
1982	MCKEE, JULIEN	Perpetual Care	0.18%	-	1.02	-	-	488.57	489.58
1982	RATHBURN, EDWARD	Perpetual Care	0.18%	-	1.02	-	-	488.57	489.58
1982	SUMMERS, WM.	Perpetual Care	0.18%	-	1.02	-	-	488.57	489.58
1982	WAITE LOT	Perpetual Care	0.18%	-	1.02	-	-	488.35	489.37
1982	PEABODY, RUSSELL	Perpetual Care	0.36%	-	2.03	-	-	976.68	978.71
1982	ALDRICH, HERMAN W	Perpetual Care	0.18%	-	1.02	-	-	488.35	489.37
1983	PRATT, HERBERT & ISABEL	Perpetual Care	0.34%	-	1.89	-	-	908.72	910.61
1984	PETERSON, MARK LOT	Perpetual Care	0.31%	-	1.76	-	-	845.47	847.22
1984	BURNHAM, E.N. & BELLOLI	Perpetual Care	0.16%	-	0.88	-	-	422.41	423.29
1984	HADDOCK, JAMES & DORIS	Perpetual Care	0.31%	-	1.76	-	-	845.47	847.22
1984	WILLARD, GLADYS LOT	Perpetual Care	0.16%	-	0.88	-	-	422.41	423.29
1984	MANN, PATRICIA LEIGHT	Perpetual Care	0.16%	-	0.88	-	-	422.41	423.29
1984	FOLKER, FRED & MARY	Perpetual Care	0.31%	-	1.76	-	-	845.47	847.22
1984	WHITNEY, EDWARD & MILLI	Perpetual Care	0.16%	-	0.88	-	-	422.41	423.29
1984	EDICK, ROBERT & JOAN	Perpetual Care	0.16%	-	0.88	-	-	422.41	423.29

INCOME - Sub Account #5850910610

QUARTERLY (OCT - DEC) TOTALS							TOTAL BALANCE 12/31/17
BALANCE 10/01/17	INCOME	MGMT FEES	EXPEND	BALANCE 12/31/17			
234.27	11.81	(2.77)	-	243.31		1,478.41	
507.61	21.65	(5.07)	-	524.19		2,710.45	
117.23	5.91	(1.38)	-	121.76		739.83	
140.10	7.06	(1.65)	-	145.51		884.16	
185.10	9.33	(2.19)	-	192.24		1,168.10	
92.86	4.68	(1.10)	-	96.45		586.03	
185.72	9.36	(2.19)	-	192.89		1,172.03	
185.72	9.36	(2.19)	-	192.89		1,172.03	
92.86	4.68	(1.10)	-	96.45		586.03	
92.86	4.68	(1.10)	-	96.45		586.03	
92.86	4.68	(1.10)	-	96.45		586.03	
92.82	4.68	(1.10)	-	96.40		585.77	
185.64	9.36	(2.19)	-	192.80		1,171.52	
92.82	4.68	(1.10)	-	96.40		585.77	
172.72	8.71	(2.04)	-	179.39		1,090.00	
160.70	8.10	(1.90)	-	166.90		1,014.12	
80.29	4.05	(0.95)	-	83.39		506.67	
160.70	8.10	(1.90)	-	166.90		1,014.12	
80.29	4.05	(0.95)	-	83.39		506.67	
80.29	4.05	(0.95)	-	83.39		506.67	
160.70	8.10	(1.90)	-	166.90		1,014.12	
80.29	4.05	(0.95)	-	83.39		506.67	
80.29	4.05	(0.95)	-	83.39		506.67	



Town of Dublin Cemetery Funds  
MS-9 for Year Ending December 31, 2017

PRINCIPAL- Sub Account #5850910610

DATE	TRUST NAME	PURPOSE	% OF TOTAL	QUARTERLY (OCT - DEC) TOTALS				BALANCE 10/01/17	FUND	LOSS	GAIN/	TOTALS			
				BALANCE	EXPEND	BALANCE	BALANCE					10/01/17	EXPEND	BALANCE	12/31/17
1984	CUDDIHEE, JAMES & ELS	Perpetual Care	0.31%	845.47	-	1.76	-	847.22	-	-	-	-	-	847.22	-
1985	BENNETT, WALTER	Perpetual Care	0.15%	393.27	-	0.82	-	394.09	-	0.82	-	-	-	394.09	-
1985	CABOT, T.H.	Perpetual Care	0.29%	786.55	-	1.64	-	788.19	-	1.64	-	-	-	788.19	-
1985	COOK, CHARLES	Perpetual Care	0.15%	393.27	-	0.82	-	394.09	-	0.82	-	-	-	394.09	-
1985	McLELLAN, HOPE, ESTATE	Perpetual Care	0.29%	786.55	-	1.64	-	788.19	-	1.64	-	-	-	788.19	-
1985	SUMMERS, JOHN	Perpetual Care	0.15%	393.27	-	0.82	-	394.09	-	0.82	-	-	-	394.09	-
1986	BERNIER, BETSY	Perpetual Care	0.26%	707.95	-	1.47	-	709.42	-	1.47	-	-	-	709.42	-
1986	LEHMANN,PAUL & NANCY	Perpetual Care	0.26%	707.95	-	1.47	-	709.42	-	1.47	-	-	-	709.42	-
1986	NAZELROD, BETTY	Perpetual Care	0.53%	1,415.94	-	2.95	-	1,418.89	-	2.95	-	-	-	1,418.89	-
1986	PELLERIN, WILLIAM & NANCY	Perpetual Care	0.26%	707.95	-	1.47	-	709.42	-	1.47	-	-	-	709.42	-
1986	McDONALD, BRIAN & LUCILLE ROWE,	Perpetual Care	0.26%	707.95	-	1.47	-	709.42	-	1.47	-	-	-	709.42	-
1986	ALICE,GERTRUDE,HARRY	Perpetual Care	0.40%	1,061.92	-	2.21	-	1,064.13	-	2.21	-	-	-	1,064.13	-
1987	McKENNA, JOHN & ALICE	Perpetual Care	0.48%	1,276.88	-	2.66	-	1,279.53	-	2.66	-	-	-	1,279.53	-
1987	CLUKAY, HAROLD & ISABEL	Perpetual Care	0.24%	638.44	-	1.33	-	639.77	-	1.33	-	-	-	639.77	-
1987	NIEMELA, SHELIA H.	Perpetual Care	0.24%	638.44	-	1.33	-	639.77	-	1.33	-	-	-	639.77	-
1987	JOHNSON, ROY & LORRAINE	Perpetual Care	0.24%	638.44	-	1.33	-	639.77	-	1.33	-	-	-	639.77	-
1987	PELLERIN, CECILE R.	Perpetual Care	0.24%	638.44	-	1.33	-	639.77	-	1.33	-	-	-	639.77	-
1987	PERKINS, RALPH, JR.	Perpetual Care	0.24%	638.44	-	1.33	-	639.77	-	1.33	-	-	-	639.77	-
1987	BARDIS, MARION H.	Perpetual Care	0.24%	638.44	-	1.33	-	639.77	-	1.33	-	-	-	639.77	-
1988	WHITNEY, DAVID K.	Perpetual Care	0.24%	654.55	-	1.36	-	655.91	-	1.36	-	-	-	655.91	-
1988	PARISH, EDWARD C.	Perpetual Care	0.24%	654.55	-	1.36	-	655.91	-	1.36	-	-	-	655.91	-
1988	CROWELL, AANITA & RICHARD	Perpetual Care	0.12%	327.04	-	0.68	-	327.72	-	0.68	-	-	-	327.72	-
1988	PROVOST, ARMAND	Perpetual Care	0.24%	654.55	-	1.36	-	655.91	-	1.36	-	-	-	655.91	-
1988	MCLEAN,ERNEST & ALINE	Perpetual Care	0.12%	327.04	-	0.68	-	327.72	-	0.68	-	-	-	327.72	-

INCOME - Sub Account #5850910610

QUARTERLY (OCT - DEC) TOTALS				TOTAL			
BALANCE 10/01/17	INCOME	MGMT	EXPEND	BALANCE 12/31/17	BALANCE 12/31/17	BALANCE 12/31/17	BALANCE 12/31/17
160.70	8.10	(1.90)	-	166.90	-	-	1,014.12
74.75	3.77	(0.88)	-	77.63	-	-	471.73
149.50	7.54	(1.77)	-	155.27	-	-	943.45
74.75	3.77	(0.88)	-	77.63	-	-	471.73
149.50	7.54	(1.77)	-	155.27	-	-	943.45
74.75	3.77	(0.88)	-	77.63	-	-	471.73
134.56	6.78	(1.59)	-	139.75	-	-	849.17
134.56	6.78	(1.59)	-	139.75	-	-	849.17
269.13	13.56	(3.18)	-	279.51	-	-	1,698.40
134.56	6.78	(1.59)	-	139.75	-	-	849.17
134.56	6.78	(1.59)	-	139.75	-	-	849.17
201.84	10.17	(2.38)	-	209.63	-	-	1,273.76
242.70	12.23	(2.87)	-	252.06	-	-	1,531.60
121.35	6.12	(1.43)	-	126.03	-	-	765.80
121.35	6.12	(1.43)	-	126.03	-	-	765.80
121.35	6.12	(1.43)	-	126.03	-	-	765.80
121.35	6.12	(1.43)	-	126.03	-	-	765.80
121.35	6.12	(1.43)	-	126.03	-	-	765.80
121.35	6.12	(1.43)	-	126.03	-	-	765.80
124.41	6.27	(1.47)	-	129.21	-	-	785.12
124.41	6.27	(1.47)	-	129.21	-	-	785.12
62.16	3.13	(0.73)	-	64.56	-	-	392.28
124.41	6.27	(1.47)	-	129.21	-	-	785.12
62.16	3.13	(0.73)	-	64.56	-	-	392.28





Town of Dublin Cemetery Funds  
MS-9 for Year Ending December 31, 2017

PRINCIPAL- Sub Account #5850910610										INCOME - Sub Account #5850910610									
DATE	TRUST NAME	PURPOSE	% OF TOTAL	QUARTERLY (OCT - DEC) TOTALS				BALANCE 10/01/17	BALANCE 12/31/17	BALANCE 10/01/17	INCOME	FEES	MGMT	QUARTERLY (OCT - DEC) TOTALS				BALANCE 10/01/17	BALANCE 12/31/17
				BALANCE	FUNDS	LOSS	GAIN/							BALANCE	EXPEND	TOTALS	BALANCE		
1989	BUNK,RALPH & DOTTIE	Perpetual Care	0.24%	654.55	-	1.36	-	655.91	-	124.41	6.27	(1.47)	-	129.21	-	-	129.21	124.41	785.12
1989	McKENNA,FRANK & ALMA	Perpetual Care	0.24%	654.55	-	1.36	-	655.91	-	124.41	6.27	(1.47)	-	129.21	-	-	129.21	124.41	785.12
1989	JOHNSON,RALPH & MARY	Perpetual Care	0.24%	654.55	-	1.36	-	655.91	-	124.41	6.27	(1.47)	-	129.21	-	-	129.21	124.41	785.12
1989	BARDEN,BRIAN & JEAN	Perpetual Care	0.24%	654.55	-	1.36	-	655.91	-	124.41	6.27	(1.47)	-	129.21	-	-	129.21	124.41	785.12
1991	ALLISON, ANDREW	Perpetual Care	0.29%	783.87	-	1.63	-	785.50	-	148.99	7.51	(1.76)	-	154.74	-	-	154.74	148.99	940.24
1991	ALLISON, ELLIOT S.	Perpetual Care	0.23%	627.19	-	1.30	-	628.49	-	119.21	6.01	(1.41)	-	123.81	-	-	123.81	119.21	752.30
1991	ALMEIDA, FRANK & MARION	Perpetual Care	0.18%	470.50	-	0.98	-	471.48	-	89.43	4.51	(1.06)	-	92.88	-	-	92.88	89.43	564.36
1991	BOOZER, WM & CHRISTINA	Perpetual Care	0.18%	470.50	-	0.98	-	471.48	-	89.43	4.51	(1.06)	-	92.88	-	-	92.88	89.43	564.36
1991	BURNETT, BLANCHE	Perpetual Care	0.35%	940.58	-	1.96	-	942.53	-	178.77	9.01	(2.11)	-	185.67	-	-	185.67	178.77	1,128.21
1991	DAVIS, FOREST W & CLARA	Perpetual Care	0.17%	464.22	-	0.97	-	465.19	-	88.23	4.45	(1.04)	-	91.64	-	-	91.64	88.23	556.83
1991	HARRIS, JOHN W & BETSEY	Perpetual Care	0.35%	927.97	-	1.93	-	929.90	-	176.38	8.89	(2.08)	-	183.19	-	-	183.19	176.38	1,113.09
1991	REBOLLEDO, RICHARD	Perpetual Care	0.23%	618.80	-	1.29	-	620.09	-	117.62	5.93	(1.39)	-	122.15	-	-	122.15	117.62	742.25
1991	SOVIK, JAMES & BARBARA	Perpetual Care	0.35%	927.97	-	1.93	-	929.90	-	176.38	8.89	(2.08)	-	183.19	-	-	183.19	176.38	1,113.09
1991	SPIKER, SAMUEL	Perpetual Care	0.17%	464.22	-	0.97	-	465.19	-	88.23	4.45	(1.04)	-	91.64	-	-	91.64	88.23	556.83
1991	SPRAGUE,, REVEREND EDWARD	Perpetual Care	0.58%	1,547.21	-	3.22	-	1,550.43	-	294.08	14.82	(3.47)	-	305.43	-	-	305.43	294.08	1,855.85
1991	TIELINEN, SYLVIA	Perpetual Care	0.12%	309.64	-	0.64	-	310.28	-	58.85	2.97	(0.69)	-	61.12	-	-	61.12	58.85	371.41
1991	WALSH, DANIEL J & ANN	Perpetual Care	0.35%	927.97	-	1.93	-	929.90	-	176.38	8.89	(2.08)	-	183.19	-	-	183.19	176.38	1,113.09
1992	WARREN, GEORGE & ROSAMOND	Perpetual Care	0.22%	603.67	-	1.26	-	604.92	-	114.74	5.78	(1.35)	-	119.17	-	-	119.17	114.74	724.09
1992	DOSCHER, JOHN F.	Perpetual Care	0.03%	75.64	-	0.16	-	75.80	-	14.38	0.72	(0.17)	-	14.93	-	-	14.93	14.38	90.73
1992	WARREN, WILLIAM	Perpetual Care	0.22%	603.73	-	1.26	-	604.98	-	114.75	5.78	(1.35)	-	119.18	-	-	119.18	114.75	724.16
1992	HOTIN, WILLIAM	Perpetual Care	0.17%	452.86	-	0.94	-	453.80	-	86.07	4.34	(1.02)	-	89.40	-	-	89.40	86.07	543.20
1992	DELNERO, RICHARD & EILEEN	Perpetual Care	0.17%	452.86	-	0.94	-	453.80	-	86.07	4.34	(1.02)	-	89.40	-	-	89.40	86.07	543.20
1992	KING, MARY	Perpetual Care	0.17%	452.86	-	0.94	-	453.80	-	86.07	4.34	(1.02)	-	89.40	-	-	89.40	86.07	543.20
1992	BURNHAM, PAUL	Perpetual Care	0.17%	452.86	-	0.94	-	453.80	-	86.07	4.34	(1.02)	-	89.40	-	-	89.40	86.07	543.20



Town of Dublin Cemetery Funds  
MS-9 for Year Ending December 31, 2017

INCOME - Sub Account #5850910610

DATE	TRUST NAME	PURPOSE	% OF TOTAL	QUARTERLY (OCT - DEC) TOTALS				TOTAL BALANCE 12/31/17
				BALANCE 10/01/17	GAIN/LOSS	FUNDS	EXPEND	

PRINCIPAL- Sub Account #5850910610

DATE	TRUST NAME	PURPOSE	% OF TOTAL	QUARTERLY (OCT - DEC) TOTALS				TOTAL BALANCE 12/31/17
				BALANCE 10/01/17	GAIN/LOSS	FUNDS	EXPEND	

1993	STAPLES, CLESTON & KATHERINE	Perpetual Care	0.22%	596.90	1.24	-	-	598.14	113.45	5.72	(1.34)	-	117.83	715.97
1993	CLUKAY, KENNETH & LINDA	Perpetual Care	0.22%	596.90	1.24	-	-	598.14	113.45	5.72	(1.34)	-	117.83	715.97
1993	WARREN, WILLIAM	Perpetual Care	0.22%	596.90	1.24	-	-	598.14	113.45	5.72	(1.34)	-	117.83	715.97
1993	HALE, JUDSON D SR	Perpetual Care	0.28%	746.02	1.55	-	-	747.57	141.79	7.15	(1.67)	-	147.27	894.84
1993	DOYLE, ROBERT W & MARY G	Perpetual Care	0.28%	746.02	1.55	-	-	747.57	141.79	7.15	(1.67)	-	147.27	894.84
1993	DOYLE, DAVID J	Perpetual Care	0.28%	746.02	1.55	-	-	747.57	141.79	7.15	(1.67)	-	147.27	894.84
1993	RAJANIEMI, CHARLOTTE P	Perpetual Care	0.28%	746.02	1.55	-	-	747.57	141.79	7.15	(1.67)	-	147.27	894.84
1993	BLUM, LOUISE	Perpetual Care	0.14%	373.02	0.78	-	-	373.79	70.90	3.57	(0.84)	-	73.64	447.43
1993	WHITE, WENDY P	Perpetual Care	0.28%	746.04	1.55	-	-	747.59	141.80	7.15	(1.67)	-	147.27	894.86
1993	BLODGETT, ANNE W	Perpetual Care	0.33%	895.56	1.86	-	-	897.43	170.22	8.58	(2.01)	-	176.79	1,074.22
1993	UTLEY, FREDERICK B & BARBARA	Perpetual Care	0.33%	895.56	1.86	-	-	897.43	170.22	8.58	(2.01)	-	176.79	1,074.22
1993	DELILL, OLIVER & FLORENCE	Perpetual Care	0.17%	447.80	0.93	-	-	448.73	85.11	4.29	(1.01)	-	88.40	537.13
1994	CROCKER, AUGUSTUS T & JULIE S	Perpetual Care	0.22%	591.26	1.23	-	-	592.49	112.38	5.66	(1.33)	-	116.72	709.20
1994	GOLDMANN, ARTHUR F & RITA J	Perpetual Care	0.33%	887.08	1.85	-	-	888.93	168.61	8.50	(1.99)	-	175.11	1,064.04
1994	UTLEY, FREDERICK B & BARBARA	Perpetual Care	0.33%	887.08	1.85	-	-	888.93	168.61	8.50	(1.99)	-	175.11	1,064.04
1995	BRANDES, DAVID	Perpetual Care	0.26%	705.19	1.47	-	-	706.65	134.03	6.76	(1.58)	-	139.21	845.86
1995	BURNHAM, DANIEL	Perpetual Care	0.16%	422.88	0.88	-	-	423.76	80.38	4.05	(0.95)	-	83.48	507.24
1995	CROWLEY, MICHAEL & WENDY	Perpetual Care	0.13%	352.41	0.73	-	-	353.14	66.98	3.38	(0.79)	-	69.57	422.71
1995	DELNERO, RICHARD	Perpetual Care	0.13%	352.41	0.73	-	-	353.14	66.98	3.38	(0.79)	-	69.57	422.71
1995	DUBLIN CHRISTIAN ACADEMY	Perpetual Care	0.26%	705.19	1.47	-	-	706.65	134.03	6.76	(1.58)	-	139.21	845.86
1995	EAVES, JEAN	Perpetual Care	0.16%	422.88	0.88	-	-	423.76	80.38	4.05	(0.95)	-	83.48	507.24
1995	MAC VEAGH, CHARLTON, JR.	Perpetual Care	0.21%	563.85	1.17	-	-	565.02	107.17	5.40	(1.27)	-	111.31	676.33
1995	WEIR, DAVID R., JR.	Perpetual Care	0.26%	705.19	1.47	-	-	706.65	134.03	6.76	(1.58)	-	139.21	845.86
1995	YOUNG, JANE S.	Perpetual Care	0.16%	422.88	0.88	-	-	423.76	80.38	4.05	(0.95)	-	83.48	507.24



Town of Dublin Cemetery Funds  
MS-9 for Year Ending December 31, 2017

PRINCIPAL- Sub Account #5850910610

INCOME - Sub Account #5850910610

DATE	TRUST NAME	PURPOSE	% OF TOTAL	QUARTERLY (OCT - DEC) TOTALS					QUARTERLY (OCT - DEC) TOTALS					TOTAL BALANCE 12/31/17
				BALANCE		GAIN/LOSS	EXPEND	BALANCE	BALANCE		EXPEND	BALANCE		
				10/01/17	FUNDS				10/01/17	INCOME			MGMT FEES	
1996	OJA, WILLARD	Perpetual Care	0.24%	656.24	-	1.36	-	657.61	124.73	6.29	(1.47)	-	129.55	787.15
1996	BLACK, MARJORIE	Perpetual Care	0.15%	393.90	-	0.82	-	394.72	74.87	3.77	(0.88)	-	77.76	472.48
1996	MAYNARD, ELIZABETH	Perpetual Care	0.15%	393.92	-	0.82	-	394.74	74.87	3.77	(0.88)	-	77.76	472.50
1996	HOWARD, WALTER	Perpetual Care	0.29%	787.44	-	1.64	-	789.08	149.67	7.54	(1.77)	-	155.45	944.53
1997	McINTYRE, ELIZABETH	Perpetual Care	0.13%	354.55	-	0.74	-	355.28	67.39	3.40	(0.80)	-	69.99	425.27
1997	MERYMAN, RICHARD	Perpetual Care	0.15%	413.64	-	0.86	-	414.50	78.62	3.96	(0.93)	-	81.65	496.15
1997	LORANGER, BERNARD & MARION	Perpetual Care	0.29%	768.17	-	1.60	-	769.76	146.00	7.36	(1.72)	-	151.64	921.40
1997	NELSON, JOHN & JOYCE	Perpetual Care	0.15%	413.62	-	0.86	-	414.48	78.62	3.96	(0.93)	-	81.65	496.13
1997	BLACK, ROGER	Perpetual Care	0.13%	354.57	-	0.74	-	355.30	67.39	3.40	(0.80)	-	69.99	425.30
1998	PLUMMER, LEVERE	Perpetual Care	0.17%	451.69	-	0.94	-	452.62	85.85	4.33	(1.01)	-	89.16	541.79
1998	MARRINER, THOMAS	Perpetual Care	0.06%	169.38	-	0.35	-	169.73	32.19	1.62	(0.38)	-	33.44	203.17
1998	FORBES, LYDIA	Perpetual Care	0.06%	169.38	-	0.35	-	169.73	32.19	1.62	(0.38)	-	33.44	203.17
1998	HAMMOND, RICHARD	Perpetual Care	0.17%	451.69	-	0.94	-	452.62	85.85	4.33	(1.01)	-	89.16	541.79
1998	HAMPERS, CONSTANTINE	Perpetual Care	1.34%	3,613.92	-	7.52	-	3,621.43	686.89	34.62	(8.11)	-	713.40	4,334.84
1998	GNADE, JOAN	Perpetual Care	0.34%	903.59	-	1.88	-	905.47	171.74	8.66	(2.03)	-	178.37	1,083.84
1998	LAPINSKY, ALBERT	Perpetual Care	0.17%	451.69	-	0.94	-	452.62	85.85	4.33	(1.01)	-	89.16	541.79
1998	SHONK, LUCY	Perpetual Care	0.34%	903.59	-	1.88	-	905.47	171.74	8.66	(2.03)	-	178.37	1,083.84
1999	TOWNSEND, COLEMAN	Perpetual Care	0.33%	881.88	-	1.83	-	883.71	167.62	8.45	(1.98)	-	174.09	1,057.80
1999	LEE, HENRY III	Perpetual Care	0.33%	881.88	-	1.83	-	883.71	167.62	8.45	(1.98)	-	174.09	1,057.80
1999	GREENHALGH, ZAIGA	Perpetual Care	0.31%	767.34	-	1.72	-	769.06	217.14	7.92	(1.86)	-	223.21	992.27
1999	O'CONNOR, MARION	Perpetual Care	0.06%	165.39	-	0.34	-	165.74	31.44	1.58	(0.37)	-	32.65	198.39
1999	LEIGHTON, PARKER	Perpetual Care	0.08%	166.10	-	0.43	-	166.53	78.06	1.97	(0.46)	-	79.56	246.09
1999	PRATT, JOHN & ELSIE	Perpetual Care	0.15%	332.20	-	0.85	-	333.05	156.11	3.93	(0.92)	-	159.12	492.17
1999	SISTARE, K. BOOTHBY	Perpetual Care	-0.09%	(1.49)	-	(0.50)	-	(2.00)	(286.58)	(2.32)	0.54	-	(288.35)	(290.35)



Town of Dublin Cemetery Funds  
MS-9 for Year Ending December 31, 2017

DATE	TRUST NAME	PURPOSE	% OF TOTAL	PRINCIPAL- Sub Account #5850910610					INCOME - Sub Account #5850910610				
				QUARTERLY (OCT - DEC) TOTALS					QUARTERLY (OCT - DEC) TOTALS				
				BALANCE	FUNDS	GAIN/LOSS	EXPEND	BALANCE	BALANCE	INCOME	MGMT FEES	EXPEND	TOTAL BALANCE
				10/01/17				12/31/17	10/01/17			12/31/17	12/31/17

2000	CUDDIHEE, JOHN	Perpetual Care	0.14%	326.30	-	0.80	-	327.11	133.31	3.70	(0.87)	-	463.25
2000	McLELLAN, STEPHAN	Perpetual Care	0.29%	652.61	-	1.61	-	654.21	266.63	7.40	(1.73)	-	926.51
2000	STEELE, MARTHA	Perpetual Care	0.29%	652.61	-	1.61	-	654.21	266.63	7.40	(1.73)	-	926.51
2000	DAVIS, NORMAN	Perpetual Care	0.29%	652.61	-	1.61	-	654.21	266.63	7.40	(1.73)	-	926.51
2001	CUDDIHEE, BRYAN	Perpetual Care	0.21%	483.80	-	1.16	-	484.96	178.11	5.33	(1.25)	-	667.15
2001	CUDDIHEE, MARGARET	Perpetual Care	0.21%	483.80	-	1.16	-	484.96	178.11	5.33	(1.25)	-	667.15
2001	CUDDIHEE, KARIANNE	Perpetual Care	0.21%	483.80	-	1.16	-	484.96	178.11	5.33	(1.25)	-	667.15
2001	HANDY, ALBERT	Perpetual Care	0.21%	483.80	-	1.16	-	484.96	178.11	5.33	(1.25)	-	667.15
2001	NIELSON, ELDEN & MARJORIE	Perpetual Care	0.10%	241.90	-	0.58	-	242.48	89.06	2.66	(0.62)	-	333.58
2003	OLSEN, JOEL	Perpetual Care	0.21%	545.18	-	1.19	-	546.37	133.37	5.46	(1.28)	-	683.92
2003	EDELKIND, JUDY	Perpetual Care	0.21%	545.18	-	1.19	-	546.37	133.37	5.46	(1.28)	-	683.92
2003	DAILEY, RALPH	Perpetual Care	0.21%	567.72	-	1.18	-	568.90	105.19	5.42	(1.27)	-	678.23
2003	BROOKS, PETER	Perpetual Care	0.09%	243.31	-	0.50	-	243.81	45.08	2.32	(0.54)	-	290.67
2003	KNAPP, MICHELLE	Perpetual Care	0.06%	162.21	-	0.34	-	162.54	30.05	1.55	(0.36)	-	193.78
2003	CALI, GRACE	Perpetual Care	0.21%	567.72	-	1.18	-	568.90	105.19	5.42	(1.27)	-	678.23
2003	AVERY, STEPHEN	Perpetual Care	0.06%	162.21	-	0.34	-	162.54	30.05	1.55	(0.36)	-	193.78
2003	WHEELLOCK, MAJOR	Perpetual Care	0.06%	155.77	-	0.34	-	156.10	38.10	1.56	(0.37)	-	195.40
2003	KNAPP, STEPHEN	Perpetual Care	0.06%	155.77	-	0.34	-	156.10	38.10	1.56	(0.37)	-	195.40
2003	DWYER ESTATE, TERRY	Perpetual Care	0.21%	545.18	-	1.19	-	546.37	133.37	5.46	(1.28)	-	683.92
2003	THOMAS ESTATE, SHERILL	Perpetual Care	0.09%	233.65	-	0.51	-	234.16	57.17	2.34	(0.55)	-	293.12
2006	BERRY, ROBERT W	Perpetual Care	0.20%	558.67	-	1.10	-	559.77	70.40	5.06	(1.19)	-	634.05
2006	SANFORD, CALVIN & JANICE	Perpetual Care	0.20%	558.67	-	1.10	-	559.77	70.40	5.06	(1.19)	-	634.05
2006	McLELLAN, BRUCE&MARY	Perpetual Care	0.09%	244.42	-	0.48	-	244.90	30.80	2.22	(0.52)	-	277.40
2006	KIPKA, ROBERT E.	Perpetual Care	0.09%	244.42	-	0.48	-	244.90	30.80	2.22	(0.52)	-	277.40



Town of Dublin Cemetery Funds  
MS-9 for Year Ending December 31, 2017

PRINCIPAL- Sub Account #5850910610

INCOME - Sub Account #5850910610

DATE	TRUST NAME	PURPOSE	% OF TOTAL	QUARTERLY (OCT - DEC) TOTALS					QUARTERLY (OCT - DEC) TOTALS					TOTAL BALANCE 12/31/17
				BALANCE		GAIN/LOSS	EXPEND	BALANCE	BALANCE		MGMT FEES	EXPEND	BALANCE	
				10/01/17	FUNDS				10/01/17	INCOME				
2006	KIPKA, COLIN D.& RACHEL M.	Perpetual Care	0.09%		-	0.48	-	244.90	30.80	2.22	(0.52)	-	32.50	277.40
2006	ROBINSIN, THOMAS & ROWENA	Perpetual Care	0.09%	244.42	-	0.48	-	244.90	30.80	2.22	(0.52)	-	32.50	277.40
2006	DEMARNEFFE, DR. & MRS. EDMOND KELLY FOR	Perpetual Care	0.06%	174.59	-	0.34	-	174.93	22.00	1.58	(0.37)	-	23.21	198.14
2008	CHRISTINE KELLY A. GEORGE & LEIGH C. MCLEAN	Perpetual Care	0.18%	519.59	-	1.00	-	520.59	53.74	4.62	(1.08)	-	57.28	577.87
2008	NATHANIEL ANABLE 2006 REV TRUST	Perpetual Care	0.18%	519.59	-	1.00	-	520.59	53.74	4.62	(1.08)	-	57.28	577.87
2008	KAREN ENG HORGAN	Perpetual Care	0.17%	512.80	-	0.97	-	513.77	41.71	4.46	(1.05)	-	45.13	558.89
2008	PERRY B. ANABLE	Perpetual Care	0.17%	512.80	-	0.97	-	513.77	41.71	4.46	(1.05)	-	45.13	558.89
2009	PIERCE, Sherin	Perpetual Care	0.18%	538.52	-	1.03	-	539.54	48.11	4.72	(1.11)	-	51.73	591.27
2010	HUNT, Wayne	Perpetual Care	0.09%	264.52	-	0.51	-	265.03	29.18	2.36	(0.55)	-	30.99	296.02
2010	FOLSOM, Nancy	Perpetual Care	0.14%	396.78	-	0.77	-	397.55	43.77	3.55	(0.83)	-	46.48	444.04
2005	ARVIDSON, Carl	Perpetual Care	0.06%	165.14	-	0.32	-	165.46	17.82	1.47	(0.35)	-	18.94	184.41
2010	NELSON, JOHN & JOYCE	Perpetual Care	0.52%	1,505.15	-	2.91	-	1,508.06	157.86	13.39	(3.14)	-	168.12	1,676.17
2010	CAVANAUGH, Joseph & Jacquelyn	Perpetual Care	0.59%	1,701.47	-	3.29	-	1,704.76	178.46	15.13	(3.55)	-	190.04	1,894.80
2010	DOHERTY, Michael	Perpetual Care	0.52%	1,505.15	-	2.91	-	1,508.06	157.86	13.39	(3.14)	-	168.12	1,676.17
2011	NELSON, JOHN & JOYCE	Perpetual Care	0.00%	-	-	-	-	-	-	-	-	-	-	-
2012	Raymond, William B & Martha McLeod, David T & Getchell	Perpetual Care	0.25%	729.96	-	1.38	-	731.34	57.92	6.34	(1.49)	-	62.77	794.11
2012	Colleen	Perpetual Care	0.15%	444.33	-	0.84	-	445.16	35.25	3.86	(0.90)	-	38.21	483.37
09/18/13	BROWN, Gary D. & Jean M.	Perpetual Care	0.07%	222.54	-	0.40	-	222.94	8.33	1.86	(0.44)	-	9.75	232.69
09/18/13	STEPHENS, Richard & Carol	Perpetual Care	0.07%	222.54	-	0.40	-	222.94	8.33	1.86	(0.44)	-	9.75	232.69
09/18/13	GILLESPIE, Beau R. & LINDENFELD, Elsa M.	Perpetual Care	0.27%	826.58	-	1.50	-	828.07	30.93	6.90	(1.62)	-	36.22	864.29
09/18/13	OWEN, Mary-Clo	Perpetual Care	0.07%	222.54	-	0.40	-	222.94	8.33	1.86	(0.44)	-	9.75	232.69
08/31/15	MURRAY, Roger W. Yvonne	Perpetual Care	0.21%	629.76	-	1.15	-	630.90	27.55	5.29	(1.24)	-	31.60	662.50
08/31/15	JAMES, Rosemary	Perpetual Care	0.23%	711.90	-	1.30	-	713.20	31.14	5.98	(1.40)	-	35.72	748.92





**Town of Dublin Cemetery Funds**  
**MS-9 for Year Ending December 31, 2017**

PRINCIPAL- Sub Account #5850910610										INCOME - Sub Account #5850910610									
DATE	TRUST NAME	PURPOSE	% OF TOTAL	QUARTERLY (OCT - DEC) TOTALS							QUARTERLY (OCT - DEC) TOTALS							TOTAL BALANCE 12/31/17	
				BALANCE 10/01/17	FUNDS	GAIN/LOSS	EXPEND	BALANCE 12/31/17	BALANCE 10/01/17	INCOME	MGMT FEES	EXPEND	BALANCE 12/31/17	BALANCE 10/01/17	INCOME	MGMT FEES	EXPEND		BALANCE 12/31/17
08/31/15	REGAN, Michele	Perpetual Care	0.23%	711.90	-	1.30	-	713.20			31.14	5.98	(1.40)	-	-	-	35.72	748.92	
08/31/15	ELLIS, Ernest & Patricia	Perpetual Care	0.06%	191.66	-	0.35	-	192.01			8.38	1.61	(0.38)	-	-	-	9.62	201.63	
08/31/15	RAISANEN, Richard	Perpetual Care	0.06%	191.66	-	0.35	-	192.01			8.38	1.61	(0.38)	-	-	-	9.62	201.63	
08/31/15	GURNEY, William & Margaret	Perpetual Care	0.21%	629.76	-	1.15	-	630.90			27.55	5.29	(1.24)	-	-	-	31.60	662.50	
08/31/15	DRORY, Michael & HOUK, Julie	Perpetual Care	0.21%	629.76	-	1.15	-	630.90			27.55	5.29	(1.24)	-	-	-	31.60	662.50	
TOTAL				269,397.09	-	559.05	-	269,956.14			50,471.66	2,574.88	(603.23)	-	-	-	52,443.31	322,399.45	



Town of Dublin Capital Reserve Funds  
MS-9 for Year Ending December 31, 2017

PRINCIPAL - Account #8000006534

INCOME - Account #8000006534

DATE	TRUST NAME	HOW INVESTED	% OF TOTAL	DECEMBER MONTHLY TOTALS				BALANCE 12/31/17
				FUNDS	GAIN/LOSS	EXPEND	BALANCE 12/01/17	
	Library Major Repair & Maintenance	Capital Reserve	5.0%	-	-	-	48,631.76	48,631.76
	Fire Equipment	Capital Reserve	27.1%	-	-	-	269,929.74	269,929.74
	Police Cruiser	Capital Reserve	5.3%	-	-	-	44,776.34	44,776.34
	Town Buildings Maintenance	Capital Reserve	14.4%	-	-	-	142,731.38	142,731.38
	Heavy Highway Equipment	Capital Reserve	7.1%	-	-	-	68,102.70	68,102.70
	Road Construction	Capital Reserve	11.0%	-	-	-	110,050.54	110,050.54
	Recreation Trust Fund	Capital Reserve	0.7%	-	-	-	5,112.18	5,112.18
	Sand & Salt Shed Fund	Capital Reserve	0.0%	-	-	-	(0.00)	(0.00)
	Milfoil Clean-Up	Capital Reserve	0.4%	-	-	-	3,410.43	3,410.43
	Remediation Fund	Expendable	0.4%	-	-	-	2,005.64	2,005.64
	Revaluation Fund	Expendable	3.3%	-	-	-	32,201.20	32,201.20
2008	Master Plan Fund	Expendable	1.1%	-	-	-	11,130.54	11,130.54
2008	Cemetery Buy-Back Fund	Expendable	0.2%	-	-	-	2,025.06	2,025.06
2008	Bridge Repair/Replace	Capital Reserve	21.3%	-	-	-	212,831.31	212,831.31
2015	Town Building Repair	Expendable	2.5%	-	-	-	25,000.50	25,000.50
TOTAL				100%	977,939.31	-	977,939.31	977,939.31

	DECEMBER MONTHLY TOTALS				BALANCE 12/01/17	INCOME	MGMT FEES	EXPEND	BALANCE 12/31/17	TOTAL BALANCE
					2,217.86	68.05	-	-	2,285.91	50,917.66
					4,268.10	366.94	-	-	4,635.04	274,564.78
					8,798.24	71.69	-	-	8,869.94	53,646.28
					3,074.04	195.12	-	-	3,269.16	146,000.53
					4,184.32	96.74	-	-	4,281.06	72,383.76
					1,259.58	148.96	-	-	1,408.53	111,459.07
					1,910.20	9.40	-	-	1,919.60	7,031.78
					0.00	(0.00)	-	-	0.00	(0.00)
					745.55	5.56	-	-	751.11	4,161.54
					2,520.44	6.06	-	-	2,526.49	4,532.13
					1,636.17	45.28	-	-	1,681.45	33,882.65
2008					240.50	15.22	-	-	255.71	11,386.25
2008					84.03	2.82	-	-	86.85	2,111.91
2008					2,038.53	287.54	-	-	2,326.07	215,157.38
2015					210.90	33.74	-	-	244.64	25,245.14
TOTAL					33,188.46	1,353.11	-	-	34,541.57	1,012,480.88



**MS-10 Town of Dublin, Common Funds  
January 2017 - December 2017**

Account #5850910610

HOW INVESTED		PRINCIPAL					INCOME	MARKET VALUE		
# of Shares or Other Units	Description of Investment (Names of Banks, Stocks, Bonds, etc.)	Beginning Year Balance	Purchases	Cash Capital Gains	Proceeds from Sales	Gains/Losses from Sales	Year End Balance	Income During Year	Beginning Year Market Value	Year End Market Value
MONEY MARKET FUNDS										
8,929.340	Cash - Principal	18,061.45	41,570.39	-	50,702.50	-	8,929.34	67.99	18,061.45	8,929.34
8,438.270	Cash - Income	16,410.54	59,744.05	-	67,716.32	-	8,438.27	222.64	16,410.54	8,438.27
	Total Cash & Equivalents	34,471.99	101,314.44	-	118,418.82	-	17,367.61	290.63	34,471.99	17,367.61
FIXED INCOME										
25,000.000	US TREASURY NOTES 0.875% 4/15/17 (I)	25,030.27	-	-	25,000.00	(30.27)	-	109.38	25,026.25	-
25,000.000	US TREASURY NOTES 0.75% 3/31/18 (I)	24,513.67	-	-	-	-	24,513.67	187.50	24,927.75	24,961.25
25,000.000	US TRASURY NOTES 1.25% 1/31/20 (P)	25,098.63	-	-	-	-	25,098.63	312.50	24,816.50	24,926.75
25,000.000	US TRASURY NOTES 1.625% 3/31/19 (P)	25,098.05	-	-	-	-	25,098.05	406.26	25,198.25	24,669.00
25,000.000	US TRASURY NOTES 1.625% 3/31/19 (I)	25,006.84	-	-	-	-	25,006.84	406.26	25,198.25	24,926.75
30,000.000	US TRASURY NOTES 1.50% 3/31/23 (P)	30,009.38	-	-	-	-	30,009.38	450.00	28,825.80	28,921.80
30,000.000	US TRASURY NOTES 1.625% 2/15/26 (P)	29,676.56	-	-	-	-	29,676.56	487.50	28,031.40	28,331.40
	Total US Treasury Obligations	184,433.40	-	-	25,000.00	(30.27)	159,403.13	2,359.40	182,024.20	156,736.95
STOCKS										
25,000.000	GENERAL ELECTRIC CAPITAL CORP 1.60% 11/20/2017	24,906.50	-	-	25,000.00	93.50	-	400.00	25,066.75	-
25,000.000	UNITED HEALTH GROUP 3.35% 7/15/22	25,755.25	-	-	-	-	25,755.25	837.50	25,757.75	25,815.75
25,000.000	STATE STREET CORP 3.70% 11/20/23	26,195.75	-	-	-	-	26,195.75	925.00	26,026.75	26,324.75
25,000.000	AFLAC INC. 3.625% 11/15/24	25,900.25	-	-	-	-	25,900.25	906.26	25,730.00	26,150.00
25,000.000	FLUOR CORP 3.50% 12/15/24	25,808.25	-	-	-	-	25,808.25	875.00	25,280.25	25,666.75
25,000.000	DOVER CORP 3.15% 11/15/25	24,908.50	-	-	-	-	24,908.50	787.50	25,158.50	25,340.50



**MS-10 Town of Dublin, Common Funds  
January 2017 - December 2017**

Account #5850910610

HOW INVESTED		PRINCIPAL					INCOME	MARKET VALUE		
# of Shares or Other Units	Description of Investment (Names of Banks, Stocks, Bonds, etc.)	Beginning Year Balance	Purchases	Cash Capital Gains	Proceeds from Sales	Gains/Losses from Sales	Year End Balance	Income During Year	Beginning Year Market Value	Year End Market Value
25,000,000	EXXON MOBIL CORP 3.043% 3/1/26	25,125.00	-	-	-	-	25,125.00	760.76	24,966.25	25,386.00
25,000,000	UNITED PARCEL SERVICE INC 3.05% 11/15/27	-	25,056.25	-	-	-	25,056.25	(63.54)	-	25,001.75
	Total Corporate & Foreign Bonds	178,599.50	25,056.25	-	25,000.00	93.50	178,749.25	5,428.48	177,986.25	179,685.50
50,000,000	ROCHES TER NH G/O 2.25% 3/1/22	50,000.00	-	-	-	-	50,000.00	1,125.00	49,669.50	49,322.00
25,000,000	ANN ARBOR MI G/O BAB 5.30% 5/1/22	28,417.77	-	-	-	-	28,417.77	1,325.00	26,868.25	26,049.75
35,000,000	NH STATE HOUSING FINANCE AUTH 3.769% 1/1/25	40,000.00	-	-	5,000.00	-	35,000.00	1,586.12	40,089.20	35,785.05
	Total Municipal Obligations	118,417.77	-	-	5,000.00	-	113,417.77	4,036.12	116,626.95	111,156.80
184,908	ISHARES CORE US AGGREGATE BOND ETF (i)	-	16,276.35	-	-	-	16,276.35	4.55	-	16,399.50
125,000	ISHARES CORE US AGGREGATE BOND ETF (p)	-	13,649.89	-	-	-	13,649.89	347.89	-	13,666.25
100,000	ISHARES JP MORGAM EMERGING BOND FUND (p)	-	11,309.40	-	-	-	11,309.40	483.08	-	11,610.00
	Total Closed end Fixed Income Funds	-	41,235.64	-	-	-	41,235.64	835.52	-	41,675.75
184,908	VANGUARD 500 INDEX FUND ADMIRAL #540 (I)	16,106.73	-	-	-	-	16,106.73	813.84	38,196.45	45,638.99
	Total Domestic Equity Mutual Funds	16,106.73	-	-	-	-	16,106.73	813.84	38,196.45	45,638.99
2,671,380	VANGUARD GNMA FD ADM #536 (P)	28,703.24	-	-	-	-	28,703.24	752.83	28,156.35	27,942.63
2,023,844	VANGUARD S - T INVEST GRADE ADM #539 (P)	21,450.48	-	4.65	-	-	21,455.13	424.03	21,508.83	21,513.46
1,573,195 (I)	VANGUARD GNMA FD ADM #536 (I)	1,478.87	15,000.00	-	-	-	16,478.87	40.52	1,509.98	16,455.62



**MS-10 Town of Dublin, Common Funds  
January 2017 - December 2017**

**Account #5850910610**

HOW INVESTED		PRINCIPAL						INCOME	MARKET VALUE	
# of Shares or Other Units	Description of Investment (Names of Banks, Stocks, Bonds, etc.)	Beginning Year Balance	Purchases	Cash Capital Gains	Proceeds from Sales	Gains/Losses from Sales	Year End Balance	Income During Year	Beginning Year Market Value	Year End Market Value
4,141.661	VAGUARD I-T INVEST GRADE ADM #571 (I)	5,618.87	35,000.00	25.44	-	-	40,644.31	381.92	5,274.48	40,381.19
-	VANGUARD INF PROT SEC FD #119 (I)	3,084.67	-	-	3,291.20	206.53	-		3,261.06	-
2,285.687	VANGUARD S - T INVEST GRADE ADM #539 (I)	16,305.45	8,000.00	5.26	-	-	24,310.71	486.03	16,314.13	24,296.85
	Total Taxable Fixed Income Funds	76,641.58	58,000.00	35.35	3,291.20	206.53	131,592.26	2,085.33	76,024.83	130,589.75
EQUITY										
250	ABBOTT LABS	4,413.13	2,427.65	-	-	-	6,840.78	235.86	7,489.95	14,267.50
104	ABBVIE INC	2,319.71	-	-	-	-	2,319.71	266.24	6,512.48	10,057.84
29	AIR PRODUCTS & CHEMICALS INC	1,350.68	-	-	-	-	1,350.68	107.59	4,170.78	4,758.32
10	ALPHABET INC CLASS A	-	9,606.00	-	-	-	9,606.00	-	-	10,534.00
10	AMAZON.COM	-	9,571.40	-	-	-	9,571.40	-	-	11,694.70
65	AMGEN INC	10,067.33	-	-	-	-	10,067.33	299.00	9,503.65	11,303.50
111	APPLE INC	870.56	-	-	-	-	870.56	273.06	12,856.02	18,784.53
300	AT & T INC	7,810.25	-	-	-	-	7,810.25	588.00	12,759.00	11,664.00
-	BAKER HUGHES INC	10,570.04	-	-	7,534.48	(3,035.56)	-	2,745.50	12,994.00	-
200	BAXTER INTERNATIONAL INC	-	11,349.70	-	-	-	11,349.70	64.00		12,928.00
77	BOEING CO	9,812.92	-	-	-	-	9,812.92	437.36	11,987.36	22,708.07
85	CHEVRON CORPORATION	5,573.84	-	-	-	-	5,573.84	367.20	10,004.50	10,641.15
350	CISCO SYSTEMS INC	5,549.88	5,441.93	-	-	-	10,991.81	350.78	5,379.16	13,405.00
37	CLOROX CO	4,980.70	-	-	-	-	4,980.70	121.36	4,440.74	5,503.38
150	COMCAST CORP-CL A	-	5,863.32	-	-	-	5,863.32	47.26	-	6,007.50
160	CONOCOPHILLIPS	5,796.62	-	-	-	-	5,796.62	169.60	8,022.40	8,782.40





**MS-10 Town of Dublin, Common Funds  
January 2017 - December 2017**

**Account #5850910610**

HOW INVESTED		PRINCIPAL						INCOME	MARKET VALUE	
# of Shares or Other Units	Description of Investment (Names of Banks, Stocks, Bonds, etc.)	Beginning Year Balance	Purchases	Cash Capital Gains	Proceeds from Sales	Gains/Losses from Sales	Year End Balance	Income During Year	Beginning Year Market Value	Year End Market Value
50	COSTCO WHOLESALE GROUP	-	8,602.00	-	-	-	8,602.00	425.00	-	9,306.00
198	CULLEN/FROST BANKERS INC	10,505.88	-	-	-	-	10,505.88	445.50	17,469.54	18,740.70
125	CVS CAREMARK CORP	-	9,833.56	-	-	-	9,833.56	187.50		9,062.50
160	DEERE & CO.	14,535.28	-	-	-	-	14,535.28	384.00	16,486.40	25,041.60
108	DOMINION ENERGY INC	4,032.41	-	-	-	-	4,032.41	327.78	8,271.72	8,754.48
106	DOWDUPONT INCORPORATED	1,859.42	-	-	26.57	19.41	1,852.26	134.90	6,092.20	7,549.32
-	EXPRESS SCRIPTS HLDG	5,551.16	-	-	4,324.94	(1,226.22)	-		4,952.88	-
62	EXXON MOBIL CORP	455.86	-	-	-	-	455.86	189.72	5,596.12	5,185.68
-	FLOWERS FOODS INC	5,101.98	-	-	5,087.06	(14.92)	-	41.76	5,212.17	-
-	FREEMPORT MCMORAN COPPER & GOLD CL B	7,299.59	-	-	3,841.61	(3,457.98)	-		4,352.70	-
44	F5 NETWORKS INC	5,439.06	-	-	-	-	5,439.06		6,367.68	5,773.68
-	GENERAL ELECTRIC CO	4,542.70	-	-	5,963.36	1,420.66	-	321.60	10,586.00	-
102	HARLEY DAVIDSON INC	5,569.98	-	-	-	-	5,569.98	148.92	5,950.68	5,189.76
-	HP INC	5,608.87	-	-	6,014.14	405.27	-	51.09	5,713.40	-
231	INTEL CORP	4,977.78	-	-	-	-	4,977.78	248.91	8,378.37	10,662.96
50	INTERNATIONAL BUSINESS MACHINES CORP	9,970.25	-	-	6,816.45	2,093.70	5,247.50	425.50	15,769.05	7,671.00
75	INTERNATIONAL FLAVORS AND FRAGRANCES	-	9,931.50	-	-	-	9,931.50	99.75		11,445.75
93	JOHNSON & JOHNSON	4,301.25	-	-	-	-	4,301.25	308.76	10,714.53	12,993.96
169	JPMORGAN CHASE & CO	8,073.05	-	-	-	-	8,073.05	344.76	14,583.01	18,072.86
-	KROGER CO	5,721.85	-	-	5,143.63	(578.22)	-		5,314.54	-
46	LOCKHEED MARTIN CORP	9,968.78	-	-	-	-	9,968.78	343.16	11,497.24	14,768.30



**MS-10 Town of Dublin, Common Funds  
January 2017 - December 2017**

**Account #5850910610**

HOW INVESTED		PRINCIPAL					INCOME	MARKET VALUE		
# of Shares or Other Units	Description of Investment (Names of Banks, Stocks, Bonds, etc.)	Beginning Year Balance	Purchases	Cash Capital Gains	Proceeds from Sales	Gains/Losses from Sales	Year End Balance	Income During Year	Beginning Year Market Value	Year End Market Value
100	LOWES COS INC	4,849.16	-	-	9,193.98	6,347.31	2,002.49	227.60	14,792.96	9,294.00
-	MARATHON PETROLEUM CORP	5,742.09	-	-	5,695.94	(46.15)	-	77.76	5,437.80	-
75	MARRIOTT INTL INC	9,990.25	-	-	6,742.11	2,343.42	5,591.56	139.20	11,079.12	10,179.75
56	MCKESSON CORPORATION	3,424.25	-	-	-	-	3,424.25	66.08	7,865.20	8,733.20
-	MEAD JOHNSON NUTRITION CO	6,522.10	-	-	5,959.39	(562.71)	-	28.05	4,811.68	-
-	MICROSOFT CORP	411.80	-	-	639.88	228.08	-	-	621.40	-
-	PANERA BREAD CO	3,962.90	-	-	5,373.95	1,411.05	-	-	4,717.07	-
-	PAPA JOHN'S INTL INC	5,511.52	-	-	6,076.75	565.23	-	29.60	6,332.92	-
63	PEPSICO INC	4,312.25	-	-	-	-	4,312.25	196.26	6,591.69	7,554.96
333	PFIZER INC	10,262.56	-	-	-	-	10,262.56	426.24	10,815.84	12,061.26
118	PNC FINANCIAL SERVICES GROUP	7,297.10	-	-	-	-	7,297.10	306.80	13,801.28	17,026.22
60	PROCTOR & GAMBLE CO	3,395.40	-	-	-	-	3,395.40	164.31	5,044.80	5,512.80
-	QUALCOMM INC	20,075.71	-	-	17,041.97	(3,033.74)	-	-	20,603.20	-
94	ROCKWEL AUTOMATION INC	10,034.97	-	-	-	-	10,034.97	292.81	12,633.60	18,456.90
124	SOUTHERN COMPANY	4,277.16	-	-	-	-	4,277.16	285.20	6,099.56	5,963.16
400	SYMANTEC CORP	-	11,647.40	-	-	-	11,647.40	120.00	-	11,224.00
-	TARGET CORP	4,948.66	-	-	3,938.91	(1,009.75)	-	-	4,333.80	-
101	UNITED TECHNOLOGIES CORP	556.25	-	-	-	-	556.25	274.72	11,071.62	12,884.57
-	VALERO ENERGY CORP	6,256.96	-	-	6,542.00	285.04	-	140.00	6,832.00	-
200	VERIZON COMMUNICATIONS	8,744.42	-	-	5,308.09	2,142.06	5,578.39	696.75	16,014.00	10,586.00
-	VERSUM MATERIALS INC.	122.40	-	-	399.83	277.43	-	-	392.98	-



**MS-10 Town of Dublin, Common Funds  
January 2017 - December 2017**

Account #5850910610

HOW INVESTED		PRINCIPAL					INCOME	MARKET VALUE		
# of Shares or Other Units	Description of Investment (Names of Banks, Stocks, Bonds, etc.)	Beginning Year Balance	Purchases	Cash Capital Gains	Proceeds from Sales	Gains/Losses from Sales	Year End Balance	Income During Year	Beginning Year Market Value	Year End Market Value
205	WELLS FARGO & CO.	5,995.22	-	-	-	-	5,995.22	315.70	11,297.55	12,437.35
-	WHITEWAVE FOODS COMPANY CLASS A	6,450.12	-	-	10,968.75	4,518.63	-		10,842.00	-
100	XYLEM INC CO	-	6,772.51	-	-	-	6,772.51		-	6,820.00
63	3M CO	9,934.42	-	-	-	-	9,934.42	296.12	11,249.91	14,828.31
84	SL GREEN REALTY CORP (I)	9,968.27	-	-	9,207.45	(760.82)	-	65.10	9,034.20	
134	VENTAS INC (I)	9,796.71	-	-	8,253.19	(1,543.52)	-		8,377.68	
	Total Common Equity Securities	345,473.46	91,046.97	-	146,094.43	6,787.70	297,213.70	14,649.72	490,122.13	506,820.92
-	ISHARES FTSE CHINA 25 INDEX FUND	4,308.25	-	-	3,787.06	(521.19)	-		3,471.00	-
-	ISHARES MSCI EAFE INDEX FD	4,107.00	-	-	4,501.48	394.48	-		4,329.75	-
-	ISHARES MSCI EMERGING MKTS INDEX FD	11,016.43	-	-	12,112.83	1,096.40	-		11,133.18	-
100,000	ISHARES LATIN AMERICAN 40 ETF	-	3,316.86	-	-	-	3,316.86	58.54	-	3,417.00
100,000	ISHARES MORGAN STANLEY CAPITAL INTL FRONTIER 100 ETF	-	2,939.80	-	-	-	2,939.80	64.92	-	3,312.00
100,000	SPDR S&P CHINA ETF	-	8,629.96	-	-	-	8,629.96	190.70	-	10,719.00
500,000	VANGUARD FTSE DEVELOPED MARKETS ETF	-	20,096.91	-	-	-	20,096.91	525.15	-	22,430.00
500,000	VANGUARD EMERGING MARKETS ETF FUNDS	-	19,971.55	-	-	-	19,971.55	514.85	-	22,955.00
100,000	ISHARES MSCI PACIFIC EX-JAPAN FD	4,190.05	-	-	-	-	4,190.05	198.46	3,957.00	4,780.00
	Total Closed End Intl Equity Fund	23,621.73	54,955.08	-	20,401.37	969.69	59,145.13	1,552.62	22,890.93	67,613.00
105,000	ISHARES CORE S&P MIDCAP 400 INDEX	7,362.60	-	-	-	-	7,362.60	237.59	17,360.70	19,926.90



**MS-10 Town of Dublin, Common Funds  
January 2017 - December 2017**

Account #5850910610

HOW INVESTED		PRINCIPAL					INCOME	MARKET VALUE		
# of Shares or Other Units	Description of Investment (Names of Banks, Stocks, Bonds, etc.)	Beginning Year Balance	Purchases	Cash Capital Gains	Proceeds from Sales	Gains/Losses from Sales	Year End Balance	Income During Year	Beginning Year Market Value	Year End Market Value
100,000	ISHARES CORE S&P SMALLCAP 600 INDEX	1,371.50	3,647.52	-	-	-	5,019.02	60.66	3,575.52	7,681.00
100,000	SPDR - CONSUMER DISC SECTOR	5,508.71	-	-	2,226.61	1,089.89	4,371.99	118.49	10,256.40	9,869.00
-	SPDR - ENERGY SECTOR	8,593.24	-	-	8,696.23	102.99	-	216.69	9,415.00	-
700,000	SPDR - FINANCIAL SECTOR	8,344.75	-	-	-	-	8,344.75	288.73	16,275.00	19,537.00
97,000	SPDR - REAL ESTATE SECTOR	3,097.65	-	-	-	-	3,097.65	103.81	2,982.75	3,195.18
-	ISHARES COHEN & STEER REIT (I)	10,016.28	-	-	9,055.61	(960.67)	-		8,967.60	-
	Total Closed End Domestic Equity Fund	44,294.73	3,647.52	-	19,978.45	232.21	28,196.01	1,025.97	68,832.97	60,209.08
FEEs										
	Banking Assistance Fees (I)	-	-	-	-	-	-	(7,556.00)	-	-
	TOTAL FUNDS	1,022,060.89	375,255.90	35.35	363,184.27	8,259.36	1,042,427.23	25,521.63	1,207,176.70	1,317,494.35

(1) \$0.00 Posted to Principal

## ARCHIVES COMMITTEE

During 2017, in addition to processing, cataloguing and indexing the town's records for 2011, the archivists spent 41 hours answering 83 requests for information from town records. Inquiries come from town officials and residents, real estate agents, surveyors and from people researching their family trees.

Genealogical requests often involve documents from Town and Historical Society records, including marriage, birth and death records, tax records, voter checklists and cemetery records, as well as obituaries and other materials collected by the Historical Society. We also had requests for general information about the town and its everyday business records: building permits, Board of Adjustment and Planning Board records, committee minutes, maps, ordinances and policies and septic system plans and approvals.

Photographs and information about the current Dublin Consolidated School building and the former one-room schoolhouses was provided to the school for its 100<sup>th</sup> anniversary celebration in 2017.

Detailed information about what is in the Town archives can be found on the Town's website. An alphabetical listing of people buried in Dublin, an index to properties that have had some kind of town approval and the town's ordinance and policy index are also on the website.

Remember, if you were, or currently are, a town official and have town documents in your possession that you no longer need, they belong to the town and the public and should be deposited at the Archives or with the Town Clerk (RSA 41:58).

The archives building is open Tuesday mornings from 9 to 12 for town business. Visitors are also welcome most other mornings or by appointment. Our telephone number is 563-8545 and our e-mail address is [dublinhistory@townofdublin.org](mailto:dublinhistory@townofdublin.org). We are located in back of the Town Hall and Library.

Respectfully submitted,  
Nancy E. Campbell, Archivist  
Lisa H. Foote, Assistant Archivist

## BUDGET COMMITTEE

In the Town of Dublin we have an “official” Budget Committee under RSA 32:14 meaning that the responsibility for budgeting has been delegated from the governing body to the official Budget Committee. This format differs sharply from towns that might have an “advisory” Budget Committee with significantly less accountability. In addition to its’ elected members, the Budget Committee must have one governing body ex officio member (Selectmen’s Representative).

In preparing the annual town budget, all department heads and committee chairs submit their itemized budgets to the Selectmen in September. The Selectmen review those budgets and submit their recommendations to the Budget Committee. The Budget Committee reviews these detail budgets with the department heads and committee chairs on a line by line basis and develops a budget to present to the town at the budget hearing in February, and again at the Town Meeting in March. Expense and revenue budgets, as well as the Budget Committee’s recommendations on all warrant articles, are presented to the town.

There may be differences between the budget recommended by the Budget Committee and that recommended by the Selectmen. These differences are fully explained both at the budget hearing in February and the Town Meeting in March. Differences are resolved with a vote of those present at Town Meeting. Once the budget is in place, the Budget Committee is charged with reviewing (not controlling) expense and revenue on a quarterly basis.

We are fortunate in this town to have a dedicated group of elected individuals on the Budget Committee, as numerous meetings are required to establish a responsible, workable budget for the town. This year we had to appoint an individual to fill the unexpired term of Dale Gabel, and Susie Vogel has proved to be a very qualified individual to meet that need. We are ably assisted in the budget process with the timely and quality input provided by department heads and committee chairs, as well as the organization skills of our Town Administrator.

Respectfully Submitted;

Charles Champagne, Chairman

Judy Knapp, Co-Secretary

Nancy Campbell, Co-Secretary

Steve Baldwin

William Gurney

Susanne Vogel

Walter Snitko, Selectmen’s Representative



## BUILDING INSPECTOR / CODE ENFORCEMENT

Greetings from the Building Department and hoping you all have a Happy and Prosperous New Year. It seems as if it has been an incredibly busy year with building construction, but as I look back on the year passed it has proven to equal recently documented years when I look at the number of permits issued. The big difference is that there has been a large amount of construction at the Dublin School which has created a lot of work for me and the many contractors around the region that are working there. The Dublin School again proves to be a great neighbor in the community and a real asset for the students and faculty they serve and I am sure they will be happy when life is back to normal on the Hill.

Residential growth is steady in Town with 3 new residences permitted this past year and 2 under construction at the writing of this report. The two homes under construction will be beautiful well constructed homes with quality local contractors completing the construction. It is such a great feeling working with professional contractors that go above and beyond the basics to create energy efficient, well built homes that fit the unique landscape that is Dublin, NH. Not to sell any of the great folks I get to work with on a regular basis that are doing smaller well built projects with thoughtfulness and precision.

The Solar industry has continued to flourish in the region with more and more people coming on board with the desire to be self sustaining and energy wise. Locally this year we only built 1 new solar array in Town but I believe that it continues to be a very cost effective way to invest in your future and we will see the the cost coming down along with the efficiency going up. Just to compare the average solar panel of a year ago was 275 watts and now we see panels that are up to 375 watts. The real need is in developing storage systems that are affordable, efficient and long lasting that will allow us to sever our connection with the utilities. They continue to elevate the cost of energy in our region, although convenient, we pay the highest rates in the country.

As in the past years I am grateful for the opportunity to serve the community and look forward to future interactions with you all in the year to come. The following is a summary of the building permits issued in 2017 for your information, Thank you, Michael Borden.

New Homes	3	Generators	5	Electrical	23	Additions	3
Barns/Sheds/Garages	5	Renovations	7	Solar Arrays	1	Demolition	3
Gas/Propane	25	Plumbing	9	Mechanical	3		

## CEMETERY TRUSTEES



Proximate to the geographical center of town and name-sake for Route 101's notorious "Cemetery Corner," Dublin's cemetery consists of about 17 acres and contains roughly 2,100 known burials. Whether one brings an historic, aesthetic, naturalist, or multi-disciplinary perspective, a walking tour through the cemetery is a worthy endeavor for any Dublin resident or visitor any season of the year.

In-season the cemetery maintenance is provided by our two skilled employees and Superintendent. These are the gentlemen one will see at work as one passes by on Route 101, keeping the grounds to a high-standard in a cost-effective way for the Town. Their efforts are supplemented by professional contractors for things like tree work and occasionally by volunteer workers for special projects.

The Trustees would like to thank Superintendent Hank Campbell and employees Mike Edick and Cles Staples for their continued passion for their work in the Cemetery and the focus on excellence they bring to the work they do. Thanks also to the Highway Department staff with whom the Cemetery staff work closely. A special thanks to Art Susmann who for years has volunteered his time to take care of the cemetery water system.

In 2017 the Trustees used the funds approved at Town Meeting to contract with Sterling Abram to construct a 16x20 cemetery operations and equipment building. The new building is roofed with cedar shakes and sided with rough-cut pine boards to resemble one of the several ice houses which once were located in what is now the cemetery. A photo in the 2016 Annual Report showed the ice house used as a model for the new building. Presently the new building's roof and siding appear very 'new.' In keeping with the appearance of the ice house the Trustees intend to let the exterior weather without paint or stain. Natural weathering will most accurately mirror the appearance of the original ice house and save the Town money over the building's lifetime through reduced maintenance cost. In time the natural-coloring of the new building will permit the adjacent white-painted Hearse house (built in 1845) to stand out as the most prominent of the two structures.

The following chart lists recent burial and lot sale activity. 2017 saw no lot sales while burial numbers were similar to those of the past few years. The burial figures show cremation continues to grow as the burial option of choice for deceased Dubliners.

<u>2016 Burials</u>	<u>2017 Burials</u>
1 Full (casket) Burials	1 Full (casket) Burials
10 Cremations	12 Cremations
<u>2016 Lots Sold</u>	<u>2017 Lots Sold</u>
0 Single Grave lot	0 Single Grave lot
1 Two-Grave lot	0 Two-Grave lot
1 Standard Cremation lot	0 Standard Cremation lot
0 Family Cremation lot	0 Family Cremation lot

These numbers are for the calendar year, however cemetery operations including burials only occur in the period May through November. Annually the Cemetery is closed in late-fall, to reopen the following spring.

Respectfully submitted by the Cemetery Trustees  
Loring Catlin Jr. (Chair), Brooks Johnson, and Bruce Fox

## CONSERVATION COMMISSION

Our Mission Statement has the following areas that the townspeople of Dublin entrust us to attend to: the preservation of Dublin's natural resources (waters, scenic vistas, and woodlands), education, and monitoring of conservation lands. In 2017, the Conservation Commission made progress in all areas of our mission. We also expanded our number of Commissioners to include Katie Featherston and Peter Drake-Underkoffler; thanks to both of them for joining our efforts.

The monitoring and eradication of Japanese knotweed continues in several locations throughout Dublin. A few of the sites have been successfully cleared as part of a three-year program. The Garden Club is a co-sponsor in efforts to control the spread of purple loosestrife using a biological control strategy. The Conservation Commission and the Dublin Garden Club purchase hundreds of *Galerucella* beetles to eat the invasive purple loosestrife. We hope to establish our own populations of beetles over the next few years, so we can collect our own and move them around as needed.

On-going land-based projects include the clearing, brush burning, and mowing of the open fields at Rotary Park and mowing behind the Life Safety building. In addition, we completed our annual monitoring of Conservation Easements on numerous town owned (LCIP) properties around Mud Pond and two easements on private parcels that are part of the Society for the Protection of Forests.

Water-based projects include testing and monitoring of Dublin Lake water quality and working with the Lake Host program to secure funding for staffing the boat launch at Dublin Lake; Lake Hosts are trained to inspect/detect milfoil on boats entering Dublin Lake waters. Our members attended several site visits this year, along with members of the ZBA, when wetland buffer widths needed to be adjusted. Our first well water testing event was such a success that we are committed to providing this service for townspeople annually. We partnered with the NH Department of Environmental Services and the Dublin Community Center to host an informative session with a Lab technician and a water quality specialist from Concord. Residents learned about potential contaminants, how to complete a do-it-yourself water test, and how to easily treat for common water contaminants. We handed out test kits, collected them one sunny Sunday in October, and transported them all to Concord for testing. The state DES recommends testing every 5 years, so the Conservation Commission will host more testing events to help Dubliners have access to a more economical method of monitoring private wells.

The Conservation Commission invites any input from townspeople about issues that may need to be addressed. Dublin has been shaped by many decades of residents who value pristine water, healthy forests, and natural beauty. We are committed to continuing this good work to insure the same quality of life for future generations of Dubliners.

In service,

Traceymay Kalvaitis, Chair  
Rusty Bastedo  
Miriam Carter  
John Morris  
Dale Gabel, Selectmen Representative  
Peter Drake-Underkoffler  
Wendy White, Alternate  
Katie Featherston



*The Dublin Advocate* had another good year (our 18th), with plenty of cheery news to disseminate and public events in town that seem to keep growing. Townspeople are very good about keeping us informed in a timely fashion; they know the monthly deadline is always on the 15<sup>th</sup> of the month before.

The staff of the *Advocate* is comprised of Treasurer Bill Goodwin; Jeanne Sterling, who handles our billing; Sally Shonk, who takes photographs and mails the issues each month; and Rusty Bastedo, who always come through on whatever needs doing — he is the only staffer who has been with the *Advocate* since its beginning in 1999. And Sally came on 2007. Lorelei Murphy and Jean Barden come regularly to meetings where we work on planning the next month's agenda, and we keep Jill Lawler and Shari LaPierre informed of all our doings and enjoy their feedback. Mary Loftis and Ramona Branch write for the issues on a regular basis.

We retain the services of Jill Shaffer Hammond, a professional graphic designer in Peterborough, and we also keep both the town's website and the *Advocate's* website updated with a color version of each issue.

DublinAdvocate.com lists all the advertisers each month (averaging 25) and maintains a running list of businesses in town with a contact list for all the various town organizations for easy searching. Any additions or corrections are most welcome (please email [DublinAdvocate@gmail.com](mailto:DublinAdvocate@gmail.com)).

*The Dublin Advocate* is a 501c3 registered nonprofit, with bylaws that were recently updated with the help of Bruce Simpson.

We wish to publicly thank Nancy Campbell and Lisa Foote at the Dublin Historical Society/ Archives for consistently having the answers to our questions.

In addition to the Town Clerk and town administrators for the Board of Selectmen, and our police department, there are many citizens who regularly contribute or submit when requested. It is with much appreciation that we acknowledge the participation of: Dale Gabel, Traceymay Kalvaitis, Bruce Simpson, Volkert Volkersz (for the Hub), Tom Warren, Fred Leventhal, the Dublin Public Library, Shari LaPierre, Brad Bates, Sean, Holly and Aggie Macy, Bernd Foecking, Nicole Pease, the Dublin Christian Academy, Fairwood, Mountainview Bible Church, Jamie Trowbridge, Felicity Pool, Carole Munroe, Neil Sandford, Gretchen Post, Peter Tuttle, Nancy Nolan, the Harris Center, and many others.

In addition to being grateful for a hefty batch of advertisers, submissions 'over the transom' are always welcome for consideration, all of which are subject to edit.

*The Dublin Advocate* is your newsletter, and we take pride in its success. We remain grateful for the continued support from fellow townspeople.

Respectfully,  
Margaret Gurney  
Editor, *The Dublin Advocate*

<b>DUBLIN LAKE PRESERVATION COMMITTEE</b>
---

The Dublin Lake Preservation Committee (DLPC) was established by the Selectmen in 1997 to monitor the lake's water quality. The programs through which this is done are Lake Host, Weed Watch and Water Testing.

Under the Lake Host Program, guided by Bill Goodwin, trained staff are at the Boat Launch on weekends. Working with boat owners, they check boat bottoms and propellers for invasive aquatic plants that might have been picked up elsewhere. This is best-management practice for the safety of uninfected bodies of water according to state officials. During the 2016 boating season, invasives were detected on one craft and it was not launched.

A second line of defense is the Weed Watch Program, arranged this year by Tom Warren. At least once each summer volunteer teams examine the underwater perimeter, usually via kayak or snorkel. Although weed growth is increasing in all sections, no aquatic invasive plants were detected in 2016.

Water testing is currently carried out by Joan Griffin and other volunteers, with equipment and lab costs funded by the Garden Club of Dublin. From June through August, samples are collected at the Women's Club, the Lake Club and the Boat Launch. Once each season, a range of sampling is done at the Lake's deepest spot. All samples are taken to the NH Department of Environment Studies (DES) laboratory in Concord. Data is communicated with appropriate town officials.

Encroaching roads around the lake continue to be of concern for the destabilization of shoreline and the pollutants that are washed into the water. A joint project by the Beech Hill Watershed Association (BHWA) and the DLPC is underway to investigate ways to address the problem.

Respectfully submitted,

Felicity Pool, Chair  
Karen Bunch  
Jill Lawler  
John Morris  
Jeff Oja  
Tom Warren

## EMERGENCY MANAGEMENT

As Emergency Management Director for the Town of Dublin, it is my pleasure to present the 2017 Annual Report.

The mission of the Emergency Management Department is to strengthen Dublin's ability to effectively and efficiently prepare for, respond to, recover from, and mitigate all natural or man-made emergencies and disasters through coordination with the resources of local, state, and federal agencies.

To accomplish this mission and to satisfy state and federal requirements we:

- Develop and update the Town's Emergency Operations Plan;
- Implement the National Incident Management Systems by activating an Emergency Operation Center, Incident Command Post(s), and coordinating the deployment of resources as needed during an emergency;
- Provide warning and emergency public information to town officials and the general public;
- Provide public education and coordinate and disseminate Emergency Information

In addition, the Director of Emergency Management acts as coordinating liaison between the Town of Dublin and state and federal agencies.

With every storm, throughout the year, Emergency Management monitors how the town is doing. We are kept up-to-date with power outages by Eversource and can see how many residents in the town are without power, if any. If we see a lot of outages, we will often activate our Neighbor-Helping-Neighbor communications system. We collect a lot of information from those of you who are a part of this volunteer effort.

We also are guided by the State's Emergency Operations Center for those storms that not only affect us, but also affect a larger part of the state. We are always working to enhance the Neighbor-Helping-Neighbor communications system and would like to have at least two volunteers for every road in town. We would love to hear from you if you would like to volunteer!

As we enter 2018, with both our Local Emergency Operations Plan and our Hazard Mitigation Plan updated, the Emergency Management Department will continue to focus on the four key areas of preparedness, response, recovery and mitigation. I remain confident that with the continued commitment and dedication from the town, state, county and federal agencies, we will meet any challenges put before us.

Respectfully submitted,

Thomas D. Vanderbilt, Emergency Management Director



## FIRE DEPARTMENT

It is my pleasure to present the 2017 Annual Report for the Dublin Fire Department.

The Department's mission is to maintain a Company of fire personnel trained in all aspects of fire suppression, rescue, salvage, fire prevention, hazardous materials and emergency medical response, enabling us to serve and protect, without prejudice or favoritism, the lives and property of the residents of Dublin during both natural and man-made emergencies.

The dedicated members of the Dublin Fire Company devote many hours each year responding to fire and medical emergencies, participating in training to ensure a high level of expertise, and performing community service to provide support and fire prevention education.

In 2017, Dublin Fire and Rescue personnel responded to 98 rescue calls, and 107 fire or other emergency calls for a total of 205 emergency calls.

In collaboration with Fire Emergency Training Consultation Services (FETC), Academy-of-First-Response, Peterborough Fire and Rescue, Jaffrey Fire Department, and Monadnock Community Hospital, the Dublin Fire Department participated in shared training with the Fire and Emergency personnel from the surrounding towns who most closely work with Dublin through the Mutual Aid System.

Some of those trainings include: stabilization and extrication drill at the Town Barn, ladder and roof operations, hoses and master streams, hose/pump/driving drills, pediatric assessment, airways and airway management, pharmacology, adult patient assessment, cardiac assessment, trauma assessment, obstetrics, IV therapy, Narcan training, advanced EKG, brush fire training, radio communications, fractures/stabilization, SCBA maintenance, water rescue, flushing/pumping hydrants, engine operations, and bailing out windows. Our annual CPR/AED recertification with both Dublin fire and police personnel will be held this January.

Our members exhibit the highest level of service, safety and teamwork while functioning with an extremely high level of skill and professionalism. We strive to ensure that all residents, in all emergency situations, are treated with respect, kindness, patience, and consideration.

A huge thank you to the Dublin Selectmen, Town Administrator/Sherry Miller, the Dublin Police Department, and the Dublin Highway Department for their help and collaboration throughout the year.

As always, special thanks must be extended to the Fire and Rescue personnel who so tirelessly give of themselves whenever the need arises. They are your friends and neighbors and all are proud to serve our community!

Respectfully submitted,

Thomas D. Vanderbilt, Fire Chief

## FOREST FIRE WARDEN AND STATE FOREST RANGER

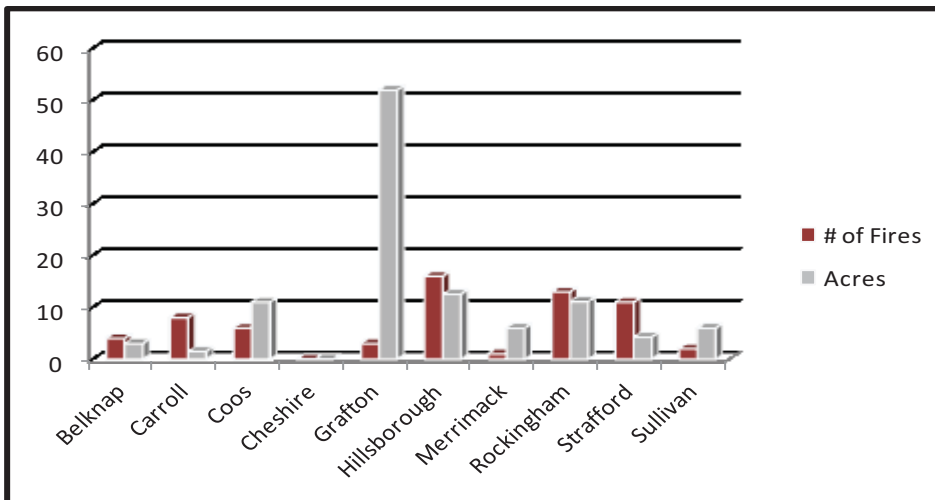
This past year we were fortunate enough to have favorable weather conditions in the spring and summer which limited the amount of wildland fire activity throughout the state. September and October saw fire conditions change and the state was faced with some difficult fires. The Dilly Cliff fire in North Woodstock was one of the most challenging fires we have seen in New Hampshire. Steep terrain and extreme fire behavior made this fire difficult to fight. It lasted for over 3 weeks and the final hotspots in inaccessible terrain were extinguished by heavy rains. Your local fire departments and the Division of Forests & Lands worked throughout the year to protect homes and the forests. The statewide system of 16 fire lookout towers continues to operate on high fire danger days. Our fire lookouts are credited with keeping many fires small due to their quick and accurate spotting capabilities. The towers fire detection efforts were supplemented by the NH Civil Air Patrol when the fire danger was especially high.

Many homes in New Hampshire are located in the wildland urban interface, which is the area where homes and flammable wildland fuels intermix. Several of the fires during the 2017 season threatened structures, a constant reminder that forest fires burn more than just trees. Homeowners should take measures to prevent a wildland fire from spreading to their home. Precautions include keeping your roof and gutters clear of leaves and pine needles, and maintaining adequate green space around your home free of flammable materials. Additional information and homeowner recommendations are available at [www.firewise.org](http://www.firewise.org). Please help Smokey Bear, your local fire department, and the state's Forest Rangers by being fire wise and fire safe!

As we prepare for the 2018 fire season, please remember to contact your local Forest Fire Warden or Fire Department to determine if a fire permit is required before doing ANY outside burning. Under State law (RSA 227-L:17) a fire permit is required for all outside burning, unless the ground is completely covered with snow. Fire permits are also available online in most towns and may be obtained by visiting [www.NHfirepermit.com](http://www.NHfirepermit.com). The burning of household waste is prohibited by the Air Resources Division of the Department of Environmental Services (DES). You are encouraged to contact the local fire department or DES at 603-271-3503 or [www.des.nh.gov](http://www.des.nh.gov) for more information. Safe open burning requires your diligence and responsibility. Thank you for helping us to protect New Hampshire's forest resources. For more information please contact the Division of Forests & Lands at (603) 271-2214, or online at [www.nhdf.org](http://www.nhdf.org).

### 2017 WILDLAND FIRE STATISTICS

(All fires reported as of December 2017)



HISTORICAL DATA		
YEAR	NUMBER of FIRES	ACRES BURNED
2017	64	107
2016	351	1090
2015	124	635
2014	112	72
2013	182	144
2012	318	206

### CAUSES OF FIRES REPORTED

(These numbers do not include the WMNF)

Arson	Debris Burning	Campfire	Children	Smoking	Railroad	Equipment	Lightning	Misc.*
0	7	11	1	4	0	4	0	37

**REMEMBER, ONLY YOU CAN PREVENT WILDFIRES!**

## HIGHWAY DEPARTMENT



We had a busy winter with both snow and rain. We kept busy plowing and sanding. We were able to get an early start on the spring clean up of the village, sidewalk, Fire station, Police station and Town Hall. We graded and ditched the dirt roads. A sweeper was hired to sweep all the paved roads. Roadside mowing was also done.

We have done a lot of brush cutting and culvert cleaning. Gravel was added to Pierce, Old County, Snow Hill, Learned, East Harrisville, Dooe and Page Roads. This should be a great improvement.

In the past we have had ice problems on Burpee and Old Troy Roads. We installed 300 feet of underdrain on Burpee Road and 160 feet on Old Troy Road. So far this is working out well.

We also repaired the handicap ramp at the Post Office.

We had to replace the gate controls at the Dublin Lake outlet dam. This gate controls the level of the lake.

The Town of Dublin received approximately \$68,000 in block grant money from the State of New Hampshire. It will be used to purchase spray equipment for dust control on dirt roads. The remainder of the grant money will help offset the cost of chip sealing the Upper Jaffrey Road.

The Highway personnel have attended safety and road related workshops this year.

I would like to thank the Highway personnel for their hard work and dedication.  
I would like to thank the Fire and Police Departments for their help and cooperation.

At this time, I would like to thank the residents of Dublin for your 30 years of support. I retired on December 31, 2017. Roger Trempe will become Road Agent on January 1, 2018. Roger has worked for the Dublin Highway Department for about 17 years.

Respectfully submitted,  
Brian Barden, Road Agent

## LIBRARY

Thank you to the Trustees, Staff, Friends of the Dublin Public Library, Garden Fairies and the Dublin Community for their support. Thanks to the Friends some great programs were offered. The Easter Egg hunt was enjoyed by the children of Dublin, as well as Story Time, Summer Reading Program with the theme “Building Friendships” and in November the library started offering “Book Buddies” an hour once a week on Tuesdays for children in grades k-4<sup>th</sup> to listen to stories, be creative, play games, read or just visit with one another. With 22 children registered we have on average 12 children participating each week.

It is always interesting to see the impact the weather has on people coming to the library. Sometimes it is slow when the weather is awful but after a run of awful weather a good day gets everyone outside. It is nice to see people taking out audio books, DVDs, books both fiction and nonfiction. If you like to listen to your books or read on your phone do stop in and pick up instructions on how to use Downloadable Audio Books. The library tries to get some of the newest DVDs that come out and has a nice collection of over 500 DVDs.

Saturday morning finds the coffee pot on, goodies to go with it and juice. Do stop in to sit by the fireplace, read the paper, chat. Bring in the children to hang out and just enjoy puzzles, building blocks, drawing, looking at books....it is a pleasant way to spend a Saturday morning. Looking forward to seeing you.

Respectfully submitted

Elizabeth McIntyre  
Library Director

Circulation – 7570  
Attendance – 3656  
Programs – 2844  
New acquisitions 442  
Persons donating to library- 58  
New registrations - 42

## LIBRARY TRUSTEES

I would like to take this opportunity to thank the library staff, patrons, volunteers and Friends of the Dublin Public Library for your generous contribution of time, talent and gifts during this past year. It is your support that helps make the library such a strong presence in our community.

Our library has been active with the local area town library trustees, meeting most months to discuss issues related to the local library operations. I want to thank Adele Knight for her active role in coordinating these meetings. They have been beneficial to many of those attending.

The Dublin Public Library Trustees consist of three permanent trustees—Bill Goodwin, Bethe Walker and Jane Holmes. The other trustees are Russell Bastedo, Connie Cerroni, Celeste Snitko, William Gurney (Treasurer), Nancy Cayford and Gail Bartlett (Secretary). Marty Smith was an alternate Trustee and attended most of the monthly meetings. Our Library Director, Betty McIntyre, has managed the operations of the Library in a very professional manner. Other members of the Library staff are Mary Edick, Marsha Whitney and Rebecca Oja. Maintaining the Library is our custodian, Richard Patton.

Financially, the library has been fortunate to be the recipient of various Trust funds and gifts over the years. These funds are currently held as CD's, Savings accounts and Mutual Funds. Income earned can be used for designated purchases, as defined by the Trusts.

The Trustees continue to attend training sessions sponsored by the NH Attorney General's office and the New Hampshire Library Trustees Association.

We again thank everyone for supporting the Town budget for library operation. This has made it possible to update our collection with new books, periodicals and DVD's. In addition, we have been able to keep our library in excellent physical condition and maintain the wonderful programs and activities that take place there. We welcome any suggestions that you might have to further improve our services to the community.

Lastly, I would like to recognize the wonderful volunteers that we have. Gail Bartlett, our flower lady, has spent countless hours in the gardens. Assisting Gail were her husband Francis, Leslie Whone, Connie Cerroni and Kim Mulhall. Thank you all.

Respectfully submitted,

Willard W. Goodwin- Chairman  
Dublin Public Library Trustees

Dublin Public Library  
Annual Report  
2017

<b>FUND NAME</b>	<b>Original Gift</b>	<b>Fund Value 01/01/2017</b>	<b>Fund Value 12/31/17</b>	<b>Restrictions</b>
Henry N Gowing General Fund	\$2,000	\$2,808.07	\$2,814.48	For General Use
Henry N Gowing Recognition Fund	\$1,000	\$1,988.30	\$1,991.79	For Books
Kathleen Allison Fund	\$5,000	\$7,104.62	\$7,157.74	For Music & Nature Books
Farnham Trust Account	\$8,000	\$72,200.90	\$88,408.44	For Building & Grounds
Jonas Brooks Piper Fund	\$1,000	\$1,861.44	\$1,864.87	For Non-Fiction Books
George A. Hamilton Fund	\$1,000	\$1,568.27	\$1,571.56	For General Use
Building Fund	\$3,000	\$3,000.00	\$3,000.00	
American Mutual Fund		\$9,271.54	\$11,559.40	
<b>Operating Accounts</b>				
DPL Checking		\$1,313.10	\$4,019.75	For General Use
General Savings		\$761.89	\$771.29	For General Use
Money Market-Prime Fund		\$120.11	\$0.02	Remainder of Closed Water Damage
<b>Total Value</b>		<b>\$101,998.24</b>	<b>\$123,159.34</b>	
<b>Income</b>			<b>Expenditures</b>	
Town Appropriation	\$82,931.00		Town Appropriation	\$83,763.40
Gifts & Grants & Checking Acct. Interest	\$2,706.65		DPL Funds	\$0.00
Other	0			0
<b>Total Income</b>	<b>\$85,637.65</b>		<b>Total Expenditures</b>	<b>\$83,763.40</b>



## MONADNOCK ADVISORY COMMISSION

The Monadnock Advisory Commission was created by State statute and is charged to advise and guide the Department of Resources and Economic Development on the managed lands on Monadnock, Gap and Little Monadnock Mountains. State law allows the Commission to accept tax deductible donations. MAC funds are a primary source for search and rescue supplies and equipment.

Members of the Commission include two representatives from each of the towns these mountains are part of, the Monadnock State Park manager, the commissioner of DRED (Department of Resources and Economic Development), and the Director of Parks. Other members and guests include representatives from the State agencies represented above, as well as the NH Division of Forests and Lands, SPNHF (Society for the Protection of New Hampshire Forests), Antioch University MERE (Monadnock Ecological Research and Education) Project, and Monadnock State Park volunteer coordinator.

The commission met three times in 2017. The two regular Spring and Fall meetings include voting on any expenditures, hearing reports from the various agencies in attendance, and reviewing and discussing recommendations and new business. In addition to the regular meetings, a third meeting was called in May in order to focus on reviewing the Monadnock State Park Master Plan, which was last adopted in 2003 and needs updating to reflect current needs and pressures on the State Park.

Day use of the State Park facilities in 2017 was slightly down from 2016, in part due to inclement weather during what are usually peak usage times. However, significant upgrades are needed at the State Park Headquarters in order to adequately serve and process the visitors to that site. Much of the meeting time this year was devoted to developing the most effective plans to address these needs, which include expanding the capacity of the bathhouses, the function and placement of the visitors center, and a better placement of the tollhouse and improving the traffic flow. Plans for those upgrades are being developed.

Much work is done each year to maintain and improve the trails on the mountain, some by volunteer crews and some by hired professional crews. These improvements provide significant use and preservation benefits, but accomplish far less than the estimates of needed work. Capital budget requests continue to reflect these needs.

Much time and effort has been spent attempting to come to an understanding of what the effect would be of over-use of the mountain, and what steps and controls would be necessary to prevent that. While no definite conclusions have been made beyond steps already taken, this is a major consideration and responsibility of the Monadnock Advisory Commission.

### Monadnock Advisory Commission Members:

Ed Germain – Dublin

Sterling Abram – Dublin

Robin Blais - (Chair) – Fitzwilliam

Heil Lundquist - Fitzwilliam

Ann Royce – Jaffrey

John Smith – Jaffrey

Dan Rogalski – Marlborough

Polly Pattison – Marlborough

Donald Upton – Troy

Dave Adams – Troy

Peter Palmiotto – Antioch MERE

Phil Bryce – Director of Parks

Ken Desmaris – Forests and Lands

Carrie Deegan - SPNHF

Elizabeth Kintz – State Park Manager

Jeffrey Rose – DRED Commissioner

## PLANNING BOARD

The primary focus of the Planning Board over the course of 2017 was work on the Master Plan Update, which took up roughly half of our time and energy. The Board reviewed the prior Dublin Master Plan completed in 2007, recently completed Master Plans in other area towns, and materials on the Master Plan process from the NH Office of Energy and Planning. We had a number of meetings with representatives of the Southwest Regional Planning Commission (SWRPC) concerning their assistance in the process, and decided to work with SWRPC on sections of the Plan for which we needed their expertise and access to data. Specifically, the Board asked for SWRPC's help with the Population and Housing Analysis and the Economic Activity sections, as they have access to voluminous federal, state, and local data and statistics in these areas, and have the ability to process the information and convey it in easy-to-understand visual form, including charts, graphs, and maps.

The Board also agreed to have SWRPC do a Road and Traffic Analysis (fully paid for with federal grant money) to give us an overview of the condition and traffic patterns on our roads, and to get their assistance for a Regional Context chapter that would look at Dublin's place in the Monadnock region with regard to transportation, housing, jobs, and other factors. The remainder of the work, including the Natural Resources, Community Facilities, and Land Use sections are being completed by the Planning Board. The Board is also developing an Implementation Chapter which identifies which groups or individuals should be responsible for seeing that the recommendations contained in the Plan get implemented over the coming years, when the activities should occur, and how they will be funded.

Most of the sections are now complete, and can be reviewed (in draft form) on the Planning Board page of the town website. The remainder of the plan, including our recommendations for future land use and other town priorities, should be completed (under budget) by summer of 2018. The entire plan will be posted on the website upon completion, and one or more public hearings will be held to receive input and answer questions about the Plan before the Board votes on adoption.

In addition to the Master Plan, we had a slightly busier year than usual with a number of applications for mergers, lot line adjustments, minor subdivisions, driveway permits, and consultations. We met with representatives of Dublin School on several occasions, and did a site visit to the school as part of our site plan review supervision over ongoing upgrades and expansions of facilities on the campus.

The Board also spent a good deal of time discussing our Wetlands Ordinance, and in particular, the 100 foot buffer zone around any wetlands within which nearly all activities are forbidden. The Board noted that numerous residents felt the width of the buffer, and the number of activities regulated often imposed a burden of property owners, and could prevent harmless activities that posed no threat to the wetlands. Instead of reducing the buffer to 50 feet, a more common wetlands buffer size, we opted to propose giving the Board more discretion in allowing uses between 50 and 100 feet from wetlands if the applicant can show the use would not pose a risk of harm to a functioning wetland. The Board can hire a wetlands scientist at the applicant's expense if assistance is needed in reaching a decision.

The Board would once again like to thank our Secretary, Neil Sandford for the invaluable help he provided over the course of the past year. His knowledge and willingness to help were of great assistance not only to the Board, but to any resident who needed assistance with land use issues.

Respectfully Submitted, Bruce Simpson, Chair

Steve Baldwin, Vice-Chair;  
Bill Goodwin;  
Donna Garner, Alternate;

Sturdy Thomas, Selectmen's Rep.;  
Suzan Macy;  
Allen Hearn, Alternate;

Gregg Fletcher;  
Caleb Niemala;  
Neil Sandford, Sec'y/ Alternate

## POLICE DEPARTMENT

It is my pleasure to present the annual report of the Dublin Police Department. 2017 has been a great year for the department as we are finally fully staffed with the hiring of Officer Ryan Vaclavik in March. He completed his required NH Police Academy training and department Field Training at the end of August, and has already proved to be a great asset to our department and a wonderful addition to our community.



The department focused on expanding our community policing efforts by introducing the “Summer Safety Series”, which consisted of free seminars taught by officers on a variety of public safety topics from May through July, and hosted a free community BBQ and bicycle safety event in August. The department has also been working with local schools to provide training to faculty and staff that will assist them in responding to critical incidents. Sgt. Jeffers has been instrumental in reaching out to school administrators to assist them in reviewing and updating emergency protocols, an effort that will continue through the New Year. We continue to participate in the national “drug take back” and “walk to school” events during the year.

In closing I would like to thank members of the Police Department who continue to go above and beyond in their efforts to provide professional police services to the Town of Dublin. I would also like to express my gratitude to the Highway Department, Fire Department, and Transfer Station for their assistance throughout the year, along with the BOS and administrative staff for all that they do. Most importantly I would like to thank the community for the outpouring of support they have given us throughout the year. On behalf of the Department I would like to wish everyone a safe and happy New Year.

Respectfully Submitted,

Timothy J. Suokko  
Chief of Police

The following is a summary of some of the department’s statistical data for 2017:

### **-Motor Vehicle-**

Motor Vehicle Stops: 1,150  
Parking Tickets: 21  
Accidents: 31  
DUI/Alcohol Infraction: 3  
Manner of Operation: 59  
Drug/ Narcotics: 6

### **-Calls for Service-**

Incidents/Investigations: 131  
Assist Fire Department: 77  
Residential Alarms: 54  
Domestic Disturbance: 6  
Animal Control: 82  
Assist Police Agency: 102

Vandalism: 5  
Suspicious Incident: 68  
Trespassing: 8  
Burglary: 6  
Assaults: 8  
Thefts: 9

Total Calls Logged: 1,134  
Total Arrests: 28

<b>RECYCLING COMMITTEE</b>
----------------------------

The Recycling Committee meets monthly to address any Transfer Station needs. This year we created a center lane to allow traffic to flow. We are looking at additional signs to help people recognize the process for metal and demolition recycling.

The Swap Shop has portable lights (battery operated) and a new window for light and air. We are still looking at adding heat and electricity.

We are thrilled to have enough volunteers to keep the Swap Shop open throughout most of Saturday. A few more willing hands will allow for either Wednesday or Saturday hours, too.

Joe Carignan

Jane Holmes

Bill Jerszyk

Tom Kennedy (Advisor)

Sheila Morse

Leslie Whone

## SUMMER PLAYGROUND

The summer of 2017 was an exciting one at the Dublin Summer Playground. The Playground provided summer fun for almost 60 local children during June, July and August. The camp is open weekdays at the Dublin Consolidated School from 9-3. Once again the Playground was directed by Eliot Pelletier, who has been running the program for over a decade. This year was the inaugural season of the new DCS playground, a colorful collection of structures featuring a myriad of ways to climb, slide, balance, hang, spin and in general have a ton of fun!

Days at the Dublin Playground contain a mix of structured games, activities and crafts. Highlights this summer included tie dye day, bubble-making, music day, chalk art contests, our Playground birthday party, our potluck dinner and our end of summer cookout. Every Wednesday campers and counselors trooped up the hill to the Dublin Public Library to take part in their summer reading program. In addition the Playground offered two popular bus trips, one to a Fisher Cats game in Manchester and the other to spend a day at the timeless Canobie Lake Park. The beautiful weather provided ample sunshine for endless games of 4 square, knockout basketball and plenty of imaginative play as well.

The Dublin Playground wouldn't continue to be a Dublin tradition with the generous support of many local residents. A sincere thank you to Nicole Pease, Joann Hopkins and the rest of the DCS staff who welcome the staff and campers of Playground into their school each summer, the staff of the Dublin Public Library for hosting us weekly, and the Conval Food Service who provided free breakfast and lunch each day for campers. Also, a special thanks goes out to the Dublin Community Foundation for their generous donation for camper scholarships. Lastly, thanks to all those who supported the construction of the new DCS playground, it truly made our summer a special one.

<b>TRANSFER STATION</b>
-------------------------

Dublin taxpayers paid \$33,042.23 in hauling and disposal fees for the removal of:

- 246.50 tons of municipal solid waste
- 52.50 tons of bulky items and construction debris
- 39 tons of crushed glass
- 2 tons of electronic waste and batteries; 1,312 feet of fluorescent tubes and 384 CFL bulbs
- 33 appliances that required Freon removal
- The use of Keene's hazardous waste collection site

Through recycling efforts 170 tons of material was removed from the waste stream thus avoiding \$14,875.00 in hauling and landfill costs. Income received for recyclables sold in 2017 was \$9,699.41 and Tipping Fees provided an additional income of \$7,490.50.

These items included:

- 75 tons of newspaper, mixed paper, magazines and corrugated cardboard
- 39 tons of glass bottles and jars
- 32 tons of scrap metal, steel and aluminum cans
- 7 tons of #1 PETE and #2 HPDE plastics
- 10 tons of books and textiles (est.)
- 2 tons of electronics, automotive and rechargeable batteries
- 650 gallons of used motor oil
- 377 car, truck and heavy equipment tires

The above represents a recycling rate of 40.8%.

Residents using the facility are reminded that recycling is mandatory and all vehicles require Transfer Station permits. Dump Stickers for 2018 are available at the Transfer Station with proof of residency.

Twenty-four Household Hazardous Waste Collection days will be available for Dublin residents at the City of Keene's Recycling Center and I encourage everyone to take advantage of this pre-paid service. These dates along with directions will be posted at the Transfer Station when they become available.

Thanks to the residents of Dublin and Transfer Station personnel, Zach Davis, Dan Stockwell, David Stone, and DaoNing Wang for their cooperation and assistance.

Respectfully submitted,

Tom Kennedy  
Superintendent, Dublin Transfer Station



## ZONING BOARD OF ADJUSTMENT

The first several months of the year were quiet with routine meetings and no public hearings. On March 7, Mary Langen, Susan Peters, and Neil Sandford attended a presentation at the Keene Public Library on the ZBA Decision-Making Process. Stephen Buckley, Legal Services Counsel for the NH Municipal Association, spoke about the Right-to-Know Law as it applies to public meetings and governmental records. He also spoke about the processes relating to ZBA hearings, decision-making, and rehearings.

Between June and December, the ZBA conducted three site visits and four public hearings, leading to the granting of two variances, three special exceptions, and one equitable waiver of dimensional requirements. In late November, the Board accepted an additional application for a variance, with the hearing to be held at the January 2018 meeting. At its meetings over the course of the year, the ZBA conducted workshops during which it considered various matters relating to ZBA procedure and the Town Zoning Ordinance. The Board discussed the importance of the routing slip and coordination with the Code Enforcement Officer.

Following is a summation of the board's activities in 2017:

- Variance from wetlands setback requirements - granted with conditions
- Special Exception to replace a nonconforming structure with a new structure – granted with conditions
- Equitable Waiver of Dimensional Requirements - granted
- Variance and Special Exception for the addition of three primary living units – granted
- Special Exception for an accessory living unit - granted

The Board received updated copies of the Dublin Zoning and Land Use Regulations this year.

The forms and information needed to submit applications to the ZBA can be found in wall racks at Town Hall. The Zoning Ordinance and necessary forms and information can also be found on the Town web site.

The Board appreciates the work and time spent by retiring member Joan Griffin and welcomes Jerry Bird as a new Alternate. Secretary Neil Sandford's assistance was invaluable. Also, a big thank you to Susan Phillips Hungerford who stepped down as Chair. Susan Peters joined the Board as a full member after serving as an Alternate, and was elected to serve as Chair for this year, with Mary Langen elected to serve as Vice Chair. The Board agreed that there are numerous advantages to having a rotating Chair. The Board Chair would like to thank all members for the continued interest and service, and would welcome new members; if interested, please contact the Board of Selectmen.

Reminder: applications for appeals should be submitted 14 days prior to a regular Zoning Board meeting, generally held on the 4<sup>th</sup> Thursday of the month.

Respectfully Submitted,

Susan Peters, Chairman  
Mary Langen, Vice Chairman  
Paul Delphia  
Michelle Knapp  
Susan Phillips-Hungerford  
Jerry Bird (alternate)  
Bill Gurney (alternate)

**ABSTRACT OF THE 2017 TOWN MEETING  
DUBLIN, NEW HAMPSHIRE**

The first session of the 2017 Dublin Town Meeting, election of officers was held on Thursday, March 16, 2017, on the Top Floor of the Dublin Town Hall. The polls officially opened at 8:00 AM and closed at 7:00 PM. Mary Loftis, Assistant Town Moderator presided. The results of the balloting are as follows:

Article 1:

Two-Year Term:

Moderator

Timothy R. Clark

Three-Year Terms:

Selectman

Dale G. Gabel

Town Clerk/Tax Collector

Jeannine R. Dunne

Library Trustee

Connie Cerroni

Library Trustee

Nancy Cayford

Budget Committee

Nancy Campbell

Budget Committee

Charles F. Champagne

Cemetery Trustee

Loring Catlin, Jr.

Planning Board

Gregg Fletcher

Planning Board

Caleb W. Niemela

Trustee of Trust Funds

Bill Goodwin

**TOWN MEETING  
MARCH 18, 2017**

The business portion of the 2017 Town Meeting took place on March 18, 2017 at the Dublin Consolidated School. Moderator Timothy Clark called the meeting to order at 9:00 AM.

Tim asked everyone to stand and say the Pledge of Allegiance. He read the 2016 Necrology and the Moderator's Prayer, which had been written by Robb Sagendorph, the founder of Yankee Magazine.

Mr. Clark made some announcements from the DCS Principal, including the procedures to follow in case of a fire in the building.

Moderator Clark then introduced Selectman Walter Snitko who stood up to announce the annual Citizen of the Year Award. The recipient of this award, May Clark, had served the town in many capacities over the years. She had been a long time member and contributor of the Dublin Community Church, including singing in the choir. She served as a member of the Conservation Commission from 1981 to 1985 and served as Secretary during that time. She had been a member of the Dublin Women's Club and served on the Beach Committee for many years. Her most significant impact was made in the education of our children, where she served in many roles and was instrumental in many positive changes during her service in her various capacities. She was Educational Director for Dublin Community Preschool from 1979 to 1980 and the President of the preschool Board of Directors from 1983 to 1985. She was the Town of Dublin's ConVal School Board Representative from 1989 to 1999 and served as Chairman from 1992 to 1999. She was the Principal of Dublin Consolidated School from 2004 until she retired in 2015. After Walter announced May as the recipient of the Citizen of the Year Award, there was an enthusiastic round of applause. May joked that she should have put on nicer clothes.

Moderator Clark went over the rules for debate and procedures for the Town Meeting. He said that any voter could challenge a procedural ruling by the moderator. Motions to amend needed to be in writing. He then gave special thanks to Town Clerk Jeannine Dunne for coming to Town Hall the preceding Tuesday in the middle of a howling blizzard and staying there until 5:00 to make sure that anyone who needed an absentee ballot could get one.

Mr. Clark then moved on to the business portion of Town Meeting.

Article 2:

“Move to hear the reports of Agents, Auditors, Committees, heretofore chosen, and to pass any vote relating thereto.”

Article 3:

“Move to see if the Town will vote to raise and appropriate the Budget Committee’s recommended sum of **\$1,955,601** for general municipal operations. This article does not include appropriations by special warrant articles and other appropriations voted separately.”

(Not recommended by the Board of Selectmen)  
(Recommended by the Budget Committee)

Charles Champagne, Chairman of the Budget Committee, introduced the other members of the Budget Committee. He thanked the members and the department heads, committee chairs, Selectmen and Town Administrator. He then read off each of the Budget Committee’s recommended totals in the different sections of the Budget. He explained that all of the town employees got a 1.5 % salary increase. There were a few exceptions where certain employees got more and the Budget Committee agreed with the Selectmen’s recommendations.

Selectman Peter “Sturdy” Thomas presented the following amendment to the 2017 Operating Budget:

Amendment 1 to Article 3:

“Move to see if the Town will vote to amend line 01-4155.2-813, Recruiting, from \$0 to \$2,500”

Charles explained that the recruiting line first showed up when we were looking to hire a new police chief a few years ago and the Committee felt that the town needed to spend additional money for relocation, etc. The Committee felt that at this point the line could be removed from the Budget because usually there were enough salary dollars left over to compensate for hiring a new person.

Sturdy said the Selectman felt that we should have this in the Budget in case we were to lose a department head or significant employee. We would need the money to advertise and they felt that this was a clearer and more honest way to spend it.

Amendment 1 to Article 3:

Yes	67	No	30
-----	----	----	----

Amendment 1 to Article 3: Carried

Selectman Sturdy Thomas presented another amendment to Article 3:



Amendment 2 to Article 3:

"Move to see if the Town will vote to modify the Planning Board Secretary budget line to \$2,381, the Planning Board Social Security budget line to \$148 and the Planning Board Medicare budget line to \$35. The net increase in the Planning Board budget will be \$973 if the motion passes."

Sturdy explained that this was to correct an error that was made when too much money was backed out of the salary for Master Planning expenses. This was to pay for the normal functions of the Planning Board Secretary.

Charlie said that the Budget Committee had no objection to this amendment.

Amendment 2 to Article 3: Carried

Debbie Jameson asked about the Computer Expense line item under Other General Government. She thought it seemed rather high in comparison to other towns.

Sturdy said this included the purchase of new computers as well as maintenance. This year we installed two sonic walls to protect the town's data, which was why we went over the budgeted amount. He said it was an important security enhancement. This year we were going to replace two computers.

Debbie asked about the computer expenses line items in the other departments' sections of the budget.

Town Administrator Sherry Miller explained that those line items could be for that department's software maintenance fees. What was in this line item was specific to the Town's server. The Town had a yearly contract with Twin Bridge Services, which purchased the equipment for the town.

Debbie asked what the cost was for this contract. Sherry said it was a yearly contract and was \$14,000 or \$15,000.

Marian Carney asked if there was an inventory list of this computer equipment and maintenance that residents could see.

Sherry Miller said that we had a contract with the company, which purchased and maintained the equipment for the town. The town had a list of everything included in the contract.

Marian Carney said that she would love to get a copy of that.

Sturdy said the records were public and if she stopped at the town hall, she could ask for them.

Charles Champagne continued to go through the Budget. He explained that the difference between the Budget Committee's and the Selectmen's recommendations for the Swap Shop line item was \$500. The Budget Committee reduced the line item to zero because the money had not been spent for years.

Amendment 3 to Article 3:

"Move to see if the Town will vote to amend the Solid Waste Disposal line item 01-4324.9-812, "Swap Shop", to \$500."

Selectman Walter Snitko said the line item was to supply our volunteers with the supplies that they needed and the Selectmen did not feel that the \$500 was an extraordinary expense.

Lisa Foote asked what would happen if this money was not spent.

Charles answered that the money would go back into the General Fund. Sturdy further explained that any money that was not spent out of our Budget went into the Unreserved Fund for the town to use some other time. We would see this later in another article when we would be asked to withdraw money out of the Unreserved Fund.

Jane Holmes, a member of the Recycling Committee, said that in previous years, they did not spend the money because there had been plans to make changes at the Transfer Station and they did not want to put money into the Swap Shop if we were going to change its location. They wanted to get electricity so they could have a heater, and there was a hole in the ceiling.

Amendment 3 to Article 3: Carried

Edith Tuttle asked why the expenses had gone up for Solid Waste compared to last year.

Walter said this was not related to the new Sunday hours. They had shuffled the hours for the three people working on Wednesdays and designated those hours to cover Sunday. Tom Kennedy, the department head for the Transfer Station, chose to take a different day off, so this did not have an impact on the budget. The increase was from salary increases, an increase in the hauling of waste and in monitoring the wells.

Regarding the Animal Control section of the Budget, Charlie Champagne said the Budget Committee took most of this out because this account had been paying for police salaries and they did not think there should be a separate account to pay for animal control. At the end of the year, the Police Chief recommended how the money was distributed with the approval of the Selectmen and the police got the money as part of their salaries. The Budget Committee felt that animal control was an essential duty of the police. They kept the \$100 for expenses there in case a cleanup of a patrol car was needed in an animal control situation.

Selectman Sturdy Thomas proposed the following amendment:

Amendment 4 to Article 3:

“Move to see if the Town will vote to amend line 01-4414.1-810, Animal Control, from \$0 to \$1,883. Also, to amend the Social Security line item to \$29 and the Medicare line item to \$27.”

Sturdy said that animal control had traditionally been part of the police job. It did not go through the regular salary process, so we were not paying for retirement out of this.

Police Chief Tim Suokko said that this line item dated back long before he was working for this department. He did not know why it was set up this way. The money at the end of the year was distributed evenly between the three full-time patrolmen for the animal control services over the year. It was paid out like a stipend. It was an odd way to do it, but to remove it would mean to take \$600 a year out of their paychecks, which they had counted on as part of their salaries.

Bruce Fox asked if the Budget Committee had considered adding \$600 to the regular part of their salaries.

Charlie Champagne said that the Town had done numerous salary studies that were continually updated. It was their understanding that our police force was competitively paid compared with other towns, not taking into account the animal control part.



Sturdy said that if they added the \$600 to each of the officer's regular salaries, it would be more expensive than paying it as a stipend because the town would have to pay more toward retirement.

Felicity Pool said that she had seen the police spend a good amount of time on animal control issues and felt that their work should be honored.

Amendment 4 to Article 3: Carried

Charlie finished going over the budget and gave the total of \$1,961,513 after all of the amendments.

Article 3 as Amended: Carried

Article 4:

"Move to see if the Town will vote to raise and appropriate **Sixty Thousand Three Hundred Sixteen Dollars (\$60,316)** to purchase a One Ton Truck; **Eight Thousand Dollars (\$8,000)** to come from Private Sale or Trade-in of current One Ton and furthermore, to withdraw **Twenty-Four Thousand Eight Hundred Fifteen Dollars (\$24,815)** from the **Heavy Highway Equipment Capital Reserve Fund** for this purpose and furthermore, to withdraw **Twenty-Seven Thousand Five Hundred One Dollars (\$27,501)** from the Town's Unreserved Fund Balance."

(Recommended by the Board of Selectmen)  
(Recommended by the Budget Committee)

Sturdy Thomas said that our Road Agent, Brian Barden had made this truck last much longer than we had planned and it was definitely due for a replacement.

Brian said we definitely needed the truck. We had wanted it to last six years and had gotten ten years out of it. Currently it was in the shop and we were trying to get it back on the road.

Article 4: Carried

Article 5:

"Move to see if the Town will vote to raise and appropriate **Seven Thousand Six Hundred Dollars (\$7,600)** to purchase a Cyclone Blower and furthermore, to withdraw **Seven Thousand Six Hundred Dollars (\$7,600)** from the **Heavy Highway Equipment Capital Reserve Fund** for this purpose."

(Recommended by the Board of Selectmen)  
(Recommended by the Budget Committee)

Selectman Paul Delphia explained that this was to purchase a large, tow-behind leaf-blower to facilitate the removal of leaves from the drainage trenches alongside our roads. It would save on the labor associated with that.

Brian said it was a large leaf blower. It would probably be put on the bucket of the loader. Currently we had to take our grader, rake the leaves out into the road and pick them up with the loader to get rid of the leaves. We needed to use two trucks to do this.

Tim Clark said there was a Mayor of Bridgeport, CT at one time who proposed that instead of having a budget for snow removal, the snow should be removed by the one who put it there. Taxes went down considerably, commuting time went up.

Article 5:

Carried

Article 6:

“Move to see if the Town will vote to raise and appropriate **Twenty-Four Thousand Seven Hundred Fifty Dollars (\$24,750)** to paint the exterior of the Town Hall and furthermore, to withdraw **Twenty-Four Thousand Seven Hundred Fifty Dollars (\$24,750)** from the **Town Buildings Maintenance Capital Reserve Fund** for this purpose.”

(Recommended by the Board of Selectmen)  
(Not Recommended by the Budget Committee)

Paul Delphia said we lived in an absolutely delightful town and the Town Hall was starting to look like an unmade bed. It had an eight-year-old paint job and although many people said ten years was the standard time to repaint, our building had shakes instead of clapboards and the building flared at the first floor level. The roof dripped down onto the flared sides, which caused more abuse. If we waited to paint, more scraping and priming would have to be done, which was 60 to 70% of the cost. He strongly urged us to pass this article.

Budget Committee member Steve Baldwin said that the building looked quite nice and the Committee felt that the painting could wait.

Sturdy said that the Selectmen were charged with maintaining town buildings. It was their opinion that this building should have some maintenance done to it. In addition, this was a year where our tax rate was expected to decrease for the Town so it was a good year for us to be spending this money. They thought it was a prudent, wise thing to take care of a building as nice as our Town Hall.

Resident Tom Carney asked if the Town might want to look at getting estimates for vinyl shakes and shingles which he said looked like regular New England ones. He said there was a saying in New England: “Paint ain’t permanent, but vinyl is final”.

Paul said they had discussed this but unfortunately, they would have to purchase larger quantities of the materials. Instead of replacing what needed to be replaced, they would have to do the whole side of the building since the materials would not match what was there.

Article 6:

Carried

Article 7:

“Move to see if the Town will vote to raise and appropriate **Twenty-Six Thousand Dollars (\$26,000)** to construct a maintenance building at the Cemetery. This is a Non-Lapsing Article and will not lapse until construction is complete or December 31, 2018, whichever comes sooner.”

(Recommended by the Board of Selectmen)  
(Not Recommended by the Budget Committee)

Walter Snitko said the Cemetery had an old, historic hearse house that was now inadequate to supply what they needed for storage and maintenance of the Town’s equipment. He asked Cemetery Trustees Chair Loring Catlin, Jr. to present his argument for this Article.

Tim Clark pointed out that from 1813 this was actually not just a hearse house, but a *horse*-hearse house.



Loring Catlin said the Trustees had had a request for this from the Cemetery maintenance staff since the expansion of the Cemetery, which was voted for in 2009. There were other priorities since that time, but they needed more space for storage. The existing hearse house was too small. They had looked at expanding it and found that the current construction techniques of building a new structure connected to the existing hearse house would fundamentally violate and basically eliminate the historic integrity of a structure that was essentially intact from 1813. They then decided to look into building a second structure and because of the expansion, there was space for that right next to the existing building. They got a number of bids, and that is where they got the numbers for this Article. He referred the residents to the 2016 Town Report where there was a picture of an icehouse building that looked similar to what they wanted to build. He said that a shipping container would be much cheaper, but the Cemetery was a very visible, valued and historical space in our Town and the building that they were proposing would be more in keeping with the Town.

Rick MacMillan asked about the balance of the Cemetery Trust Fund and why those funds could not be used for this project.

Sturdy said the Department of Revenue Administration and the State did not allow the money to be used for this. The balance was \$311,402.61.

Loring explained that the Cemetery Trust Fund was required by statute to be used to maintain the plots that taxpayers had purchased. When you purchased a plot, a fraction of the money went into the Trust Fund specifically to maintain the plots.

Resident Sarah Sangermano asked if the Committee had looked at building the new structure in a different location.

Loring said they had looked at several locations and the cost of the structure would not change. The other locations were not very visible from Route 101 and were less desirable from security and aesthetics points of view.

Budget Committee member Bill Gurney did not disagree that we needed more storage at the Cemetery, but said the Committee did not feel we needed two buildings there. He pointed out that the next article was to repair the current building. The Budget Committee did not feel that we had enough information about how much the new building would actually cost and that it was too soon to vote on it.

Loring explained that the Cemetery Trustees were a volunteer board and their estimate numbers did change as they learned more about what they were trying to do. They were extremely confident that the building was not going to cost more than \$26,000.

Althea Seaver asked if the Budget Committee was proposing to tear down the old building and to replace it rather than repair it.

Bill Gurney said that would not be his recommendation. The building did have some historical character and had been in the Town a long time. It was up to the Cemetery Trustees and he had faith that they would be able to make those decisions for us.

Sturdy Thomas said the Cemetery Trustees had worked hard on this and felt that we needed to give them a place to store the equipment they needed to maintain the Cemetery. He said he understood that the hearse house was the oldest building owned by the Town.

Marian Carney asked if the Cemetery Trustees had looked into doing green funerals. She asked if fees for burials went toward any of these costs or did it all come from the taxpayers.

To address Marian's first question, Loring referred residents to the Town website, the Town Administrator and Cemetery Superintendent Hank Campbell. Part of the money that people paid to buy a plot in the Town Cemetery went to the Town General Fund to offset the cost of operating the Cemetery. The other part of the money went into a trust fund which was then drawn from on a conservative and consistent basis to fund the maintenance of the Cemetery.

Rusty Bastedo said the Town's hearses that had actually been stored in the hearse house were currently in the Historical Society Museum. Getting them in there involved cutting the wall with a chainsaw. He said he thought that anyone who wanted to be buried with one of those vehicles could petition the Town to have them removed and do it the old style way with horses and a guy to clean up the manure afterward.

Article 7:

Carried

Article 8:

"Move to see if the Town will vote to raise and appropriate **Five Thousand Dollars (\$5,000)** to do necessary maintenance repairs to the Hearse House and furthermore, to withdraw **Five Thousand Dollars (\$5,000)** from the **Town Buildings Maintenance Capital Reserve Fund** for this purpose."

(Recommended by the Board of Selectmen)  
(Not Recommended by the Budget Committee)

Walter said we had the building and until we could decide what we wanted to do with it, he thought it was a good idea to maintain it.

Loring Catlin said they deliberately separated these articles to be voted on separately. The historic hearse house had for a number of years required exterior siding work. There was decaying and rotting. They got two estimates from Dublin contractors to do the work that the Trustees recommended to preserve the building.

Bill Gurney repeated that we did not need two buildings and said that the old one would not fall down before the next Town Meeting when we might have a better idea of what to do with it.

Sarah Sangermano asked if anyone had checked to see if we could apply for some help for maintaining older buildings, like the National Registry.

Loring said this building and the maintenance of it had been looked at by the Trustees for some time and that the Town had a Buildings Maintenance Capital Reserve Fund. The Trustees were told by the Selectmen and the Administrator that this was the appropriate place to get funding for this request.

Lisa Foote, President of the Dublin Historical Society, pointed out that Dublin was unusual in that we had one central Cemetery. This was the site of our original two meetinghouses. She felt that the hearse house was an important element to what Dublin is and what it represents.

Timothy Stillman said he knew that there were people who liked to use old timber and thought there might be a high resale value on the building.

Article 8:

Carried



Article 9:

“Move to see if the Town will vote to raise and appropriate **Twelve Thousand Five Hundred Dollars (\$12,500)** to conduct a Broadband Study. This is a Non-Lapsing Article and will not lapse until the study is complete, or December 31, 2018 whichever comes sooner.”

(Recommended by the Board of Selectmen)  
(Not Recommended by the Budget Committee)

Sturdy said we recently had a Master Plan Survey and one of the non-land use comments that came up over and over was about the lack of better internet and broadband. He explained that broadband was different from internet. We had internet but we truly did not have broadband around Town. Based on the survey reactions, they wanted to have a committee and a study done to identify what may or may not be needed in the Town. The method might be fiber optics, cable, or wi-fi but we needed to have a proper analysis done. The impact on our tax rate would be a little more than six cents per \$1,000. There could be additional costs but we did not know what those would be. They would have to go back to the Town at a later time to determine if we wished to invest in this technology.

Charles Champagne said the Budget Committee did not agree with this Warrant Article. One reason was that they had not seen a Request for Proposal. They did not know the scope of the study, what the expectations were or what the deliverables were. The Budget Committee did some work to come up with some estimates of what it might cost to install broadband in Dublin. He said a conservative estimate to install fiber would be about \$30,000 per mile, assuming six connections per mile. Currently, the cost could not be bonded in the State of New Hampshire. He estimated that our tax rate could be increased about 16% for five years. He said further advancements in technology over the next few years could mitigate this cost to some extent.

Donna Garner asked if the Town had looked at all the other options and said that Fairpoint Communications had asked residents if they could get together as a group to see if they could help to expand internet service in the area.

Sturdy said the bonding issue was currently before the legislature and that Mr. Champagne had given a very costly scenario, which may be the only scenario but there were advances in technology that were out there and part of what would be investigated would be partnerships with companies like Fairpoint. This was to find out what our options were and how much they would cost. We were not committing to spending anything beyond what was being asked for in this Article.

Carol Monroe, a broadband consultant, said she had done this kind of study throughout New Hampshire. Being a resident of Dublin, she was not able to work from home because there was no broadband. She said it was not likely that Fairpoint would be able to deliver DSL. She said what we had in Dublin was not enough if you needed to work from home and were uploading files and backing up your data to the Cloud. People had moved from this Town because they could not work from Dublin. There were towns of similar size that had done this effectively. The Study would allow us to be ready for any changes at the State level in terms of being able to bond and would help us to make an informed decision about what our choices really were.

Rick MacMillan asked what the difference would be if we were able to bond the money for this.

Charlie said the Town would be able to pay for it over a much longer period of time, so the impact would be less.

Resident Larry Foley spoke in favor of broadband, saying that it was the gateway to prosperity for the current and future people of Dublin as well as throughout the world.

David Dewitt asked about the other costs to Dublin homeowners to connect to the internet once we had broadband available.

Carol Monroe said she would encourage the people doing the Study to look at other towns that had done this.

Allan Davis said we were in the digital age, information was power and that we should learn what was possible.

Loring Catlin proposed an amendment to add a sentence to the original Article:

Amendment to Article 9:

“Move to see if the Town will vote to raise and appropriate **Twelve Thousand Five Hundred Dollars (\$12,500)** to conduct a Broadband Study. The Study will be delivered to Town Meeting in 2018 or 2019. This is a Non-Lapsing Article and will not lapse until the study is complete, or December 31, 2018 whichever comes sooner.”

Mr. Catlin said this was to require the Study to be delivered, addressing one of the concerns of the Budget Committee.

Amendment to Article 9: Carried

Article 9 as amended: Carried

Article 10:

“Move to see if the Town will vote to raise and appropriate **Three Hundred Eighteen Thousand Dollars (\$318,000)** to be contributed to the **Town Capital Reserved Funds**, previously established, and furthermore, to withdraw **Three Hundred Eighteen Thousand Dollars (\$318,000)** from the Town’s Unreserved Fund Balance for this purpose.”

a)	Heavy Highway Equipment	\$ 63,000
b)	Police Cruiser	\$ 15,000
c)	Fire Equipment	\$ 80,000
d)	Road Construction	\$ 65,000
e)	Bridge Repair / Replacement	\$ 55,000
f)	Town Buildings Maintenance	\$ 35,000
g)	Library Major Maintenance & Repair	\$ 5,000

(Recommended by the Board of Selectmen)

(Recommended by the Budget Committee)

Sturdy Thomas explained that this had been changed from the original article printed in the 2016 Town Report. The change was in the amount being withdrawn from the Town’s Unreserved Fund Balance. The Fund Balance was currently at 10.2% because we had a very high year for revenues. The State required that the Balance needed to be between five and eight percent. After withdrawing the \$318,000 and the other amount for the Highway truck, it would leave the Fund Balance at \$533,000, which was 7% of our Operating Budget and well within the scope of what the State required. We were not



funding this Article by taxation, but by moving the money from the Fund Balance and putting it into the Capital Reserve Fund for future use.

Article 10:

Carried

Article 11:

“Move to see if the Town will vote to raise and appropriate **Four Thousand Dollars (\$4,000)** to fund the operation and publication of the **Dublin Advocate Newsletter** for the period April 1, 2017 to March 31, 2018 with \$1,000.00 payments to be made to the Advocate Treasurer quarterly.”

(Recommended by the Board of Selectmen)

(Recommended by the Budget Committee)

Sturdy said the Dublin Advocate was a vital information source for the community and something that we should continue to support.

Mr. Foley said he believed that The Dublin Advocate was one of the finest small town newspapers in the world.

Article 11:

Carried

Article 12:

“Move to see if the Town will vote to raise and appropriate **Seven Thousand Three Hundred Thirty-One Dollars (\$7,331)** to be contributed to the following Agencies which provide advisory health and welfare services and whose programs have a public purpose:”

a)	Big Brothers Big Sisters	\$ 500.00
b)	CASA	\$ 500.00
c)	Southwestern Community Services	\$ 645.00
d)	Community Kitchen	\$1,000.00
e)	Monadnock Family Services	\$1,996.00
f)	Contoocook Valley Transportation	\$ 500.00
g)	Home Healthcare	\$1,690.00
h)	The River Center	\$ 500.00

(Recommended by the Board of Selectmen)

(Not Recommended by the Budget Committee)

Paul Delphia pointed out that in the latest issue of Dublin Advocate there was a list of all of the benefits derived from the different agencies in this Article. If you added up the benefits to people in Dublin from all of the agencies, they were valued at over \$400,000. What this Article was asking for was a small contribution to help these residents.

Judy Knapp spoke for the Budget Committee, saying that each of these agencies did a wonderful job in supporting people in this Town. Their concern was not about the services that were provided, it was the way that they were funded through the Town. Each of these agencies received funding from The United Way. The Committee felt that it was up to the individual to give support as they saw fit, and it was not up to the Town to give through our taxes.

Christopher Gallagher said he had been a social worker in this area for about 40 years. During that time, he worked with Monadnock Family Services and with all of the other agencies at one time or

another. He felt that there was a benefit for the Town as a whole. For an aging community, Home Healthcare was really the backbone of assistance for people in our Town. He went through each agency and described their services and the benefits to Dublin. He felt strongly that supporting these groups was the right thing to do. He said he imagined that our Welfare Budget was less because of the services that they provided.

Peter Tuttle said there was a saying that you can judge the character of a community not by how it treats its most fortunate or well-off residents, but how well it treats the most vulnerable and least fortunate. He thought we should pass this Article for our own sakes. We were accomplishing a lot with very little money.

Jeff Oja talked about how his family had leaned on one of these agencies when his father's condition took a severe turn for the worse about four years ago. He spoke in support of this Article.

Tracey Mae Kalvaitis said that she and her family had relied on heating assistance over the past two years and she wanted to give a face to the issue of whether or not we wanted to publicly fund programs like heating assistance. She was a full-time schoolteacher and her husband worked part-time. They were raising small children and caring for elderly parents. Our Town Welfare and Heating Assistance Budget was \$15,000 but last year we only had to use about \$4,000 of that because our Town Administrator directed people toward these programs when people came to the Town for help. Many people in Town benefitted immeasurably from these agencies.

JoAnn Hopkins, the Administrative Assistant at Dublin Consolidated School, said she thought it was important for people to know that in this school alone, 41 percent of our families received free and reduced lunches for their children. There was a need here and she thought these organizations were helping these families.

Judy Dewitt said she did not think anyone would question that all of these agencies were wonderful organizations that did great work, but there were many organizations like them that provided for many people. She did not think it was up to the Town to pick and choose which organizations we supported.

Sturdy Thomas clarified that the Town accepted applications from any organization that wished to be on this list and these were the ones that had applied. Most of them determined the amounts listed.

May Clark said that these organizations applied to all of the towns in the Monadnock Region for funding. They used formulas to ask for funds based on how much service they provided to people who lived in each town. These were all nonprofit organizations.

Article 12:

Carried

Article 13:

"Move to see if the Town will vote to raise and appropriate the sum of **Seven Thousand Nine Hundred Dollars (\$7,900)** to be contributed to various **Expendable Trust Funds**, previously established, as follows:"

- |    |             |          |
|----|-------------|----------|
| a) | Revaluation | \$ 6,400 |
| b) | Master Plan | \$ 1,500 |

(Recommended by the Board of Selectmen)  
(Recommended by the Budget Committee)



Article 13:

Carried

Article 14:

“Move to see if the Town will vote to raise and appropriate the sum of **Eight Hundred Twenty-Five Dollars (\$825)** received from the sale of cemetery lots to add to the Cemetery Trust Fund, with said **Eight Hundred Twenty-Five Dollars (\$825)** to come from the unassigned fund balance.”

(Recommended by the Board of Selectmen)

(Recommended by the Budget Committee)

Article 14:

Carried

Article 15:

Withdrawn

Walter explained that this was a request that had been put forward by Avitar, the company that did our assessing. It had to do with how we assessed solar systems. In talking with Avitar, there were issues on which the Select Board needed clarification so Avitar was going to provide them with additional information. We needed to make a decision on this by 2019 and were not going to put it forward this year, but we could expect to see it next year.

Larry Foley asked that when the Town met again to discuss this particular Article, they consider not only solar, but also other alternate sources of energy.

Article 16:

“Move to see if the Town will vote to raise and appropriate the sum of **Nine Thousand Dollars (\$9,000)** to help fund the operation of the Dublin Community Center.”

**(Submitted by Petition)**

(Recommended by the Board of Selectmen)

(Not Recommended by the Budget Committee)

Tracey Mae Kalvaitis, one of the petitioners of this Article, thanked the Budget Committee for not recommending the approval of this Article. Their job was to keep our Budget as low as possible and they had served us diligently through many long hours. She said this was a decision for the townspeople of Dublin because the very existence of the Community Center was to benefit the people of this Town. She talked about some of the history of how the building was acquired for the Center and said that it had grown and flourished for six years. Last year they asked for and gratefully received \$9,000 from the Town to help with grant writing. They hired a part-time Director who had expanded the number of programs, events, classes and services across the board. The Director wrote grants as well, but they were finding it a greater challenge in a more competitive arena compared to years past. Having Town support actually helped to qualify the Center for certain grants. They were asking for this money to retain their Director, continue to expand their services, and to keep trying to get grants. This winter the Center was honored to be asked to continue the good work of the long-standing Recreation Committee. The Committee of five operated under a completely separate budget, but with the full support of the Community Center. The people running the Center had said it would not be a burden to the Town. They considered the Center to be a great asset to our Town. It was their opinion that \$9,000 did not qualify the Center to the status of a burden or they would not be asking for it. She said surrounding towns that had Community Centers funded them partially or completely. The Center



was a public charity, a 501c3, and open to all. More than 1,000 people attended events last year. More than 400 volunteer hours in 2016 helped them to keep the doors open on a consistent, dependable schedule. They hosted 140 events and all but three of these were completely free to the public. Another 94 private events were held in the beautiful building. Tracey said that in her opinion, the "Dub Hub", as it was also known, was a symbol of the best of what we all were.

Marian Carney asked how many tax-paying households in Dublin used the Center.

Tracey Mae said they did not ask for people's addresses when they went there but asked residents at the Town Meeting to raise their hands if they had ever been to an event at the Community Center. Most people raised their hands.

Marian asked if there were any restrictions, could a resident hold any kind of meeting at the Center that they wanted to.

Tracey Mae said they tried to avoid any kind of political events. They were focused on inclusive activities for a broad range of people. She said their fees for private events were very reasonable.

Nancy Cayford said they learned that the Community Center was the only building in town that could be used by Home Healthcare for their wellness clinics. They came every other month to meet with people to check blood pressures, administer flu shots and consult with people about their medications. The Center was in the process of getting them to come and do foot clinics, which would save a lot of people a drive to Keene.

Tom Carney said he did not have a problem with the small amount they were asking for this year. He asked why, if the Center could be rented out, they did not market it better to help it to become more self-sustaining.

Tracey Mae said it was a mostly volunteer-run organization. They were working on it and loved getting great suggestions like that.

Sturdy said the Selectmen had asked the same question and there was a plan to make the Center more self-sufficient.

Judy Knapp said the Budget Committee did not support this for this year. She said the Center was asked early on in the process if they would ever come to the Town for any funding and they said that they would be self-sufficient. They said the rental income from the apartments would provide any money that was needed. The Budget Committee supported all that they were doing in town. It was the only non-profit in town that had come to the Town for money. All the other non-profits in town funded themselves through memberships and donations.

Paul Tuller said it was not true that the Community Center said they would never ask for money from the Town. He said this was a wonderful facility and it was not Town-run because the Town did not get in gear to do it when it needed to be done. A private group had to come forward to purchase this building, which was a key building in town, when it came up for sale. He said it should be a Town-run program as far as he was concerned. It was a great place for the Town even if you did not go there because it created a positive impression of Dublin and he felt that we should be behind this 100%.

Dick Ober said there was virtually no non-profit in this region of the State that relied 100% on individual contributions. There were earned income streams and a fair amount of public support that



went into non-profit organizations and this was particularly because they were so good at delivering services at a lower cost than they would be by the Town or the State.

Bruce Fox agreed with what Paul Tuller had stated. At Judy Knapp's recommendation, Bruce had gone online to get all of the minutes of the Selectmen's meetings during discussions about the Community Center. He said it took him awhile to go through each one. He then read portions of the meeting minutes to show what was actually said and that they had never made a promise that they would never go to the Town for help. The Town was not going to have to take over the Community Center but it was still in its infancy and was asking the Town for help.

David Wolpe said the Community Center had recently redesigned its website and if you looked at it, you could see what was going on there. They were on social media and there was a sandwich board to announce events. He talked about some of those events, which were benefitting the community.

Article 16:

Carried

Article 17:

The wording for this Article had changed from the original wording that had been printed in the 2016 Dublin Town Report. The wording we were voting on is below.

"By petition of 25 or more eligible voters of the Town of Dublin, we urge that the Town institute the following measure:

No employee of the Town of Dublin shall interrogate, arrest, detain or take other law enforcement action against an individual based upon that individual's perceived race, national origin, religion, language, or immigration status, unless such personal characteristics have been included in timely, relevant, credible information from a reliable source, linking a specific individual to a particular criminal event/activity."

**(Submitted by Petition)**

Nancy "Grace" Aldrich read the Article and said that it was created by concerned citizens who wanted to see their communities adopt a Town policy that protected all residents and visitors. The petitioners were asking that residents and visitors, such as the international students at Dublin School or the Bahai pilgrims who came to Dublin from all over the world not be put at risk because of a recent mandate from Washington, which was being used to vigorously deport immigrants. After receiving feedback about the wording of the original Article, the petitioners talked to our Police Chief, Tim Suokko and presented him with an amendment based on a policy that did what they wanted it to do and also satisfied those who took exception to the original wording. This policy did not get in the way of any Town employee doing their job the excellent way they had been doing it. For example, those registering to vote would be able to do so in the same way they had in the past because it was the State or Federal form that they would have to fill out that did the job of asking about their immigration status so we did not have to. Indeed, the Article did little other than to make official and affirm what we as a community already do and they were grateful for our community employees. They were not asking to become a "sanctuary city". They were not requesting that our Town harbor or provide financial support for undocumented immigrants or refugees. Undocumented immigrants could not make use of public services because to do so would put them at risk of being put in prison.

This was a regional effort being put forth in Hancock, Peterborough and other towns and one where an article with the original wording had been passed in Harrisville already. Our Police Chief had addressed it in a great letter that was available for people to look at. It was something that she felt strongly about personally because she had had experiences recently that had never happened before and which made her think about other incidents that friends of hers who were black or immigrants or



Muslim had experienced. She enjoyed living in a peaceful, sleepy Town but did not want it to be asleep.

Tim Clark said that his understanding of an Article such as this was that it was what was called a “sense of the meeting” Article, which meant that it had no legal force whatsoever. It did not require anyone in Town to do any of these things. This was not to say that it might not have a moral force and be of some value.

Tom Carney said this was not the Article he was expecting and it was certainly different from what the original Article had said. He recognized that we were a nation of immigrants but said that in this instance we were talking mostly about undocumented immigration which some understood to be a polite euphemism for illegal immigration. He said these immigrants were not just undocumented but had broken the law to be here. He said he thought this was happening on a national level and that we were being kind-hearted but maybe wrong-headed. He said there were consequences to some of the communities that had opened themselves up to illegal immigration. He talked about Federal funding that he said could be lost because of this.

Some people in the meeting disputed this statement. Mr. Clark said that getting into a running debate was not allowed.

Tom Carney said it was possible that a neighboring town could lose funding for repairing a bridge because they were talking about becoming a sanctuary town. He talked about the current crisis of drug addiction with illegal drugs coming into the area. He said there were gangs, violence and a burden on welfare caused by immigrants and that if we decided to seek sanctuary city status we could stand in violation of the Federal Immigration Law. If we wanted to work to repeal or change it, that was a different issue but the law was the law as it stood. He talked about other burdens that he thought could be put on our Town.

Mr. Clark said that he was mindful of the time and of the fact that it was a highly emotional issue. He encouraged people to continue to talk about this when they had the opportunity, regardless of what we decided here. Perhaps that was the best, if not the only way to reach any kind of compromise position.

Grace Aldrich said she wanted to point out that indigent was not the same thing as immigrant and that it was not the same thing to trespass on a property as it was to be unaccounted for in this country. It was treated as a civil infraction, the same as a speeding ticket.

Tim said it was very easy to get into what was essentially running debate here and he wanted to avoid that. He did not think any minds were going to be changed here at the Dublin Town Meeting.

Neil Sandford raised a point of order and asked if it was appropriate to accept this Article at this Town Meeting since it was so substantially different from what was printed in the Warrant. He asked if we could all get copies of the new wording. The petitioners did have copies for people who wanted them.

Moderator Clark explained that the law said warrant articles must not change the subject of the article. It said nothing about its intent or anything else. He was interpreting the subject of the Article to be that this is the Town’s attitude toward undocumented or illegal immigrants. He thought the change of wording was a response that had come from previous discussions about this at Pre-Town Meeting and possibly at other hearings. He was accepting this as an acceptable substitution for the words that appeared originally in the Warrant. He said having made that ruling, we could overrule him by a simple majority vote. Someone would have to stand up and say, “I challenge your interpretation of that law”, and then we would hold a vote right away without debate. He said he wanted to warn us however



that our purpose was not to get this over with as quickly as we could. It was to do the business of the Town and hear what the people had to say.

Janice Roberts said she was concerned about this Article initially. She felt that she had a different world-view from many of the people in the Town. She felt that people needed to hear both sides. She agreed more with Mr. Carney and felt that anyone living in the community cost the community money. She said it was well documented that there were people living illegally in this country that were on Obamacare and taking a lot of money out of the system. She said we elected Representatives to Congress to pass the laws and we should back them up and respect the opinions of other citizens who may not agree with most of the people in the room.

Tim Clark said he wanted to give everyone a chance to speak, but not to repeat things that someone else had already said.

Sturdy Thomas, speaking as an individual, said that he had been in law enforcement for 31 years and was very conservative by nature. He said when the original wording was presented he had a discussion with the people presenting it. They had reframed it and he was in support of what they said. It was good police work, it said, "Don't profile" and he thought as a community, profiling was wrong. He was thrilled when he saw the letter from our Police Chief, which was a well thought-out statement.

Heather Stockwell said she supported this Article and that the petitioners did listen to people's feedback and chose to go with the ACLU's wording. They reached out to the Police Chief to find out what he supported. What this did was to extend the Police force's policy in Town to our Town employees. This would not endanger Federal funds for local projects and it was not true that undocumented immigrants could use our financial resources, food stamps or other forms of aid. In fact, they paid taxes.

Judy Dewitt said that Town employers still had to fill out an I-9 form, which asked about immigration status, for any new hire and it had to be submitted. She felt that this was asking Town employees to engage in an act of civil disobedience because the form certified that the person you were hiring had the right to be here to work.

Jane Simpson said this Article did not ask employees to break any laws. She urged residents to read the letter from our Police Chief. It was important to know that our Police Department had a written policy against bias-based policing for over 10 years.

A voter moved to call the question.

Moderator Tim Clark repeated what he had said about the rules of debate and noted that there were many hands raised from people who still wished to speak. He was going to call on a couple of people who had not spoken. He reminded everyone that this decision could be challenged.

A resident challenged Tim's ruling to continue debate. This needed to go to a vote and an affirmative vote would support the challenge so we would vote on the Article. If we voted against the challenge, we would have a few more people speak.

Challenge to Moderator's ruling against calling the question: Carried

Marian Carney said she was confused because Tim had said this was just an emotional vote to get the sense of the room and there was no legal binding. She wanted to know that if we agreed to this Article would it just go in a scrapbook or would it become the law of the Town of Dublin.



Tim said it did not become the law of the Town of Dublin. It had no legal force, which was not to say that it had no moral force or no importance. It was the state of mind, the sense of the Town, which is very significant but it was not legally of any force. No one was required to do what it said.

Article 17:

Carried

Article 18:

“By petition of 25 or more eligible voters of the Town of Dublin, we urge that the Town institute the following measure:

The Town of Dublin affirms its commitment to the rights ensured by the First and Fourth Amendment to the Constitution of the United States of America and declares that in the Town of Dublin no person shall be required to declare their religious or philosophical belief or affiliation, nor to sign a registry for any belief or affiliation.”

**(Submitted by Petition)**

Dublin resident Balmeet Kaur Khalsa thanked everyone for staying and said that it was obviously a heated issue. She was supposed to be at work, but this was so important to her that she found other people to help her out. She explained that she was dressed the way she was because she was a Sikh and a yogi. One of the promises that one had to make as a Sikh was to stand up and fight for those who were innocent and who would not or could not do it for themselves. She was fulfilling that promise by being there to speak for this Article. She said there had been many changes happening very quickly and that there was a lot of rhetoric about this issue. She said as a town we needed to decide today how we were going to define ourselves. The petitioners wanted everyone who lived here to feel safe. Some of her more conservative friends asked her why she was doing this and said that this kind of thing was not going to happen. She said maybe it would not, but if we voted for this, all that we were doing was saying that we were positively reinforcing the comfort of others. She said she had a feeling that there were many people at the Meeting who had not had some of the experiences that others had because they did not look as different as they did. She said the hatred and fear was here and she had experienced being treated differently and asked questions that were not normally asked of other people. She had travelled a lot and said she could handle the hatred in the outside world but could not handle it in her hometown. She told of an incident one night when she was walking home from work dressed as she was. She went by a group of people at a barbecue when someone threw a can at her and told her to go home. She said she loved living here in this sleepy town but said let us not be asleep.

Article 18:

Carried

Tim Clark gave the final gross Budget number as \$2,444,735, which was 92.11% of last year's gross Budget.


Tim then announced that Paul Delphia was leaving the Select Board this year.

Walter Snitko acknowledged Paul's service for the past three years and thanked him for his help, which prompted a round of applause. Paul thanked the Town for the opportunity to help and said he enjoyed it.

Tim reminded everyone who had been newly elected to Town offices to come forward to be sworn in and asked everyone to return the green yes/no ballots.

The Meeting adjourned at 12:42 AM.

Respectfully submitted,

A handwritten signature in cursive script, appearing to read "J. Dunne". The signature is written in dark ink on a white background.

Jeannine Dunne  
Town Clerk/Tax Collector



Town of Dublin  
State of New Hampshire  
2018  
Town Meeting Warrant

To the inhabitants and voters of the Town of Dublin qualified to vote in Town Affairs:  
You are hereby notified that the polls will be open for voting by ballot on Articles 1 through 3 on Tuesday **March 13, 2018 from 8:00 am until 7:00 pm at the Dublin Town Hall, Top Floor.**

Pursuant to the authority of RSA 39:2a and the vote of the Town on March 13, 1979, all business, other than ballot questions provided below, will be recessed until **Saturday March 17, 2018 at 9:00 am at the Dublin Consolidated School.**

**Article 1**

To bring the ballots for the following officers:

Selectman	1 position	3 years
Supervisor of the Checklist	1 position	6 years
Library Trustee	1 position	3 years
Budget Committee	2 positions	3 years
Budget Committee	1 position	1 year
Cemetery Trustee	1 position	3 years
Planning Board	2 positions	3 years
Planning Board	1 position	1 year
Trustee of Trust Funds	1 position	3 years

**Article 2**

Are you in favor of the adoption of Amendment #1 as proposed by the Planning Board for the Town of Dublin Zoning Ordinance as follows:

**Amend the Dublin Sign Ordinance** to make it compliant with the U.S. Supreme Court's decision in *Reed v. Town of Gilbert* finding content-based restrictions on signage to be in violation of the 1<sup>st</sup> Amendment's right to free speech by eliminating from the sign ordinance any restrictions based on the content of the message displayed, and to ease some of the restrictions on signage including those on temporary signs?



### Article 3

Are you in favor of the adoption of Amendment #2 as proposed by the Planning Board for the Town of Dublin Zoning Ordinance as follows:

**Amend Paragraph F. (Wetland Buffer Zone section) of Article XIII (Wetland Conservation District) of the Land Use Ordinance** so as to:

- a) Give the Planning Board the authority to grant waivers to the wetland buffer rules in cases where the applicant can show the proposed activity is at least 50 feet from a functioning wetland and does not pose a risk of harm to that wetland.
- b) Grant the Board the authority to enlist, at the applicant's expense, the assistance of engineers, wetland scientists or other experts in reaching its decision on any such waiver application, and to consider any input provided by the Conservation Commission.
- c) Remove "Raking or removal of leaf litter" from the list of activities not permitted in the wetland buffer zone.

### Article 4

To hear the reports of Agents, Auditors, Committees, heretofore chosen, and to pass any vote relating thereto.

### Article 5

To see if the Town will vote to raise and appropriate **Four Hundred Fifty Thousand Dollars (\$450,000)** for road construction and to authorize the issuance of bonds or notes in said amount in accordance with the provisions of the Municipal Finance Act (RSA 33) and, furthermore, to authorize the Board of Selectmen to issue and negotiate such bonds or notes and determine the best rate of interest thereon, payable over a term not to exceed 4 years, and furthermore to authorize that all future payments on said bonds or notes be taken from the **Road Construction Capital Reserve Fund** and that the Board of Selectmen be named as agents on said Capital Reserve Fund. (Ballot vote; 2/3 vote required for passage, polls to be open for one hour)

(Recommended by the Board of Selectmen)  
(Recommended by the Budget Committee)

### Article 6

To see if the Town will vote to raise and appropriate the Budget Committee's recommended sum of **\$1,928,652** for general municipal operations. This article does not include appropriations by special warrant articles and other appropriations voted separately

(Not Recommended by the Board of Selectmen)  
(Recommended by the Budget Committee)

#### Article 7

To see if the Town will vote to raise and appropriate **Thirty-Nine Thousand Nine Hundred Dollars (\$39,900)** to purchase and equip a Police Cruiser and furthermore, to withdraw **Thirty-Nine Thousand Nine Hundred Dollars (\$39,900)** from the **Police Cruiser Capital Reserve Fund** for this purpose

(Recommended by the Board of Selectmen)  
(Recommended by the Budget Committee)

#### Article 8

To see if the Town will vote to raise and appropriate **Ten Thousand Dollars (\$10,000)** to replace the West side (Dublin Road side) of the Fire Station roof and furthermore, to withdraw **Ten Thousand Dollars (\$10,000)** from the **Town Buildings Maintenance Capital Reserve Fund** for this purpose.

(Recommended by the Board of Selectmen)  
(Recommended by the Budget Committee)

#### Article 9

To see if the Town will vote to raise and appropriate **Ten Thousand Dollars (\$10,000)** to replace the Archives Building roof and furthermore, to withdraw **Ten Thousand Dollars (\$10,000)** from the **Town Buildings Maintenance Capital Reserve Fund** for this purpose.

(Recommended by the Board of Selectmen)  
(Recommended by the Budget Committee)

#### Article 10

To see if the Town will vote to raise and appropriate **Twenty-Five Thousand Six Hundred Ninety-Six Dollars (\$25,696)** to purchase and install a Vertical Baler at the Transfer Station and furthermore, to withdraw **Twenty-Five Thousand Six Hundred Ninety-Six Dollars (\$25,696)** from the **Recycling Fund** for this purpose.

(Recommended by the Board of Selectmen)  
(Recommended by the Budget Committee)

#### Article 11

To see if the Town will vote to raise and appropriate **Three Hundred Thirty-Eight Thousand Dollars (\$338,000)** to be contributed to the **Town Capital Reserve Funds**, previously established, and furthermore, to withdraw **One Hundred Thousand Dollars (\$100,000)** from the Town's Unreserved Fund Balance for this purpose.

a)	Heavy Highway Equipment	\$ 57,000
b)	Police Cruiser	\$ 15,000
c)	Fire Equipment	\$ 66,000
d)	Road Construction	\$125,000



- |    |                                    |           |
|----|------------------------------------|-----------|
| e) | Bridge Repair / Replacement        | \$ 55,000 |
| f) | Town Buildings Maintenance         | \$ 15,000 |
| g) | Library Major Maintenance & Repair | \$ 5,000  |

(Recommended by the Board of Selectmen)  
(Recommended by the Budget Committee)

#### Article 12

To see if the Town will vote to raise and appropriate **Four Thousand Dollars (\$4,000)** to fund the operation and publication of the **Dublin Advocate Newsletter** for the period April 1, 2018 to March 31, 2019 with \$1,000.00 payments to be made to the Advocate Treasurer quarterly.

(Recommended by the Board of Selectmen)  
(Recommended by the Budget Committee)

#### Article 13

To see if the Town will vote to raise and appropriate the sum of **Ten Thousand Dollars (\$10,000)** to help fund the operation of the Dublin Community Center.

(Recommended by the Board of Selectmen)  
(Not Recommended by the Budget Committee)

#### Article 14

To see if the Town will vote to raise and appropriate **Six Thousand Eight Hundred Thirty-Six Dollars (\$6,836)** to be contributed to the following Agencies which provide advisory health and welfare services and whose programs have a public purpose:

- |    |                                  |            |
|----|----------------------------------|------------|
| a) | Big Brothers Big Sisters         | \$ 500.00  |
| b) | CASA                             | \$ 500.00  |
| c) | Southwestern Community Services  | \$ 500.00  |
| d) | Community Kitchen                | \$ 650.00  |
| e) | Monadnock Family Services        | \$1,996.00 |
| f) | Contoocook Valley Transportation | \$ 500.00  |
| g) | Home Healthcare                  | \$1,690.00 |
| h) | The River Center                 | \$ 500.00  |

(Recommended by the Board of Selectmen)  
(Not Recommended by the Budget Committee)

#### Article 15

To see if the Town will vote to raise and appropriate the sum of **Seven Thousand Nine Hundred Dollars (\$7,900)** to be contributed to various **Expendable Trust Funds**, previously established, as follows:

- |    |             |          |
|----|-------------|----------|
| a) | Revaluation | \$ 6,400 |
|----|-------------|----------|

b) Master Plan

\$ 1,500

(Recommended by the Board of Selectmen)  
(Recommended by the Budget Committee)

#### **Article 16**

Shall the Town vote to adopt the provisions of RSA 72:25-b, All Veterans' Tax Credit? If adopted, the credit will be available to any resident, or the spouse or surviving spouse of any resident, who (1) served not less than 90 days on active service in the armed forces of the United States and (2) was honorably discharged or an officer honorably separated from service and is not eligible for or receiving a credit under RSA 72:28 or RSA 72:35. If adopted, the credit granted will be \$500.00, the same amount as the standard or optional veterans' tax credit voted by the Town under RSA 72:28 and will be effective April 1, 2018.

#### **Article 17**

"By petition of 25 or more registered voters, to see if the Town will vote to raise and appropriate \$3,039 to increase the wages of the Town Clerk/Tax Collector, bringing her salary closer to the midpoint range of the Labor Grade (9) assigned to Town Clerk/Tax Collector in the salary study that the Selectmen had done for the town in 2012. This article is in addition to the operating budget article. If approved, it will be included in future operating budgets.

Fiscal impact note: The estimated 2018 tax impact of \$3,039 on a \$250,000 home is \$3.31 per year.

**(Submitted by Petition)**

(Not Recommended by the Board of Selectmen)  
(Not Recommended by the Budget Committee)

#### **Article 18**


"By petition of 25 or more registered voters, to see if the Town will vote to raise and appropriate \$534.00 to increase the wages of the Deputy Town Clerk/Tax Collector, bringing his hourly wages closer to the midpoint range of the Labor Grade (5) assigned to Deputy Town Clerk/Tax Collector in the salary study that the Selectmen had done for the town in 2012. This article is in addition to the operating budget article. If approved, it will be included in future operating budgets.


Fiscal impact note: The estimated 2018 tax impact of \$534.00 on a \$250,000 home is .58 cents per year.


**(Submitted by Petition)**

(Not Recommended by the Board of Selectmen)  
(Not Recommended by the Budget Committee)

Given under our hands and seal this 15<sup>th</sup> day of February, 2018

  
Walter Snitko, Chairman

  
Peter S. Thomas

  
Dale Gabel

Dublin Board of Selectmen

## EXPENSE BUDGET

		2017	2017	2018	2018
Account Number	Account Name	Budget	Actual	Selectmen	Budget Comm
<b>EXECUTIVE</b>					
01-4130.1-110	ADMINISTRATIVE	62,000.00	62,018.23	63,364.00	63,364.00
01-4130.1-111	EXEC CLERICAL	24,752.00	24,464.36	26,520.00	25,297.00
01-4130.1-130	SELECTMEN	8,474.00	8,474.04	8,660.00	8,660.00
01-4130.1-140	ARCHIVIST	6,811.00	6,811.23	6,961.00	6,961.00
01-4130.1-215	EXEC LIFE INSURANCE	24.00	24.00	48.00	48.00
01-4130.1-220	SOCIAL SECURITY	6,326.00	6,309.45	6,541.00	6,465.00
01-4130.1-225	EXEC MEDICARE	1,480.00	1,475.42	1,530.00	1,512.00
01-4130.1-230	EXEC RETIREMENT	6,991.00	7,013.23	7,211.00	7,211.00
		<b>116,858.00</b>	<b>116,589.96</b>	<b>120,835.00</b>	<b>119,518.00</b>
<b>ELECTIONS, REGISTRATIONS &amp; VITAL STATISTICS</b>					
01-4140.2-110	ELECTION SALARIES	2,805.00	2,221.32	5,707.00	5,707.00
01-4140.2-625	ELE POSTAGE & SUPPLIES	100.00	36.34	100.00	100.00
01-4140.3-290	ELE TRAINING	120.00	104.04	120.00	120.00
01-4140.3-550	ELE PRINTING & ADVERTISING	150.00	123.00	225.00	225.00
01-4140.3-810	ELE MEALS	175.00	146.89	525.00	525.00
		<b>3,350.00</b>	<b>2,631.59</b>	<b>6,677.00</b>	<b>6,677.00</b>
<b>FINANCIAL ADMINISTRATION</b>					
01-4150.2-301	AUDIT	14,250.00	14,250.00	14,250.00	14,250.00
01-4150.4-130	TOWN CLERK / TAX	38,967.00	38,966.98	39,824.00	39,824.00
01-4150.4-131	DEP. TOWN CLERK/TAX	6,846.00	6,895.10	6,997.00	6,997.00
01-4150.4-215	TC/TX LIFE INSURANCE	24.00	24.00	24.00	24.00
01-4150.4-220	TC/TX SOCIAL SECURITY	2,840.00	2,843.44	2,903.00	2,903.00
01-4150.4-225	TC/TX MEDICARE	664.00	664.94	679.00	679.00
01-4150.4-230	TC/TX RETIREMENT	4,394.00	4,414.21	4,532.00	4,532.00
01-4150.4-290	TC/TAX CONVENTIONS	1,174.00	1,115.00	655.00	655.00
01-4150.4-291	TC/TAX OTHER	1.00	1,380.54	1.00	1.00
01-4150.4-295	TC/TX MILEAGE	1,200.00	1,023.69	1,200.00	1,200.00
01-4150.4-297	TC/TX DUES	40.00	40.00	40.00	40.00
01-4150.4-341	TC/TX PHONE	700.00	740.72	804.00	804.00
01-4150.4-620	TC/TX OFFICE/COMPUTER	750.00	1,089.47	800.00	800.00
01-4150.4-625	TC/TX POSTAGE	1,650.00	1683. 99	1,650.00	1,650.00
01-4150.4-691	TX/TC REGISTRY FILING	850.00	597.58	850.00	850.00
01-4150.4-898	TC/TX DOG FEES	900.00	510. 50	900.00	900.00
01-4150.4-899	TC/TX VITAL RECORD FEES	600.00	500.00	600.00	600.00
01-4150.5-130	TREASURER	2,630.00	2,629.92	2,688.00	2,688.00
01-4150.5-220	TR SOCIAL SECURITY	163.00	163.08	167.00	167.00
01-4150.5-225	TR MEDICARE	38.00	38.15	39.00	39.00
01-4150.8-110	BANK CHARGES & TRUST	4,000.00	4,421.59	5,280.00	5,280.00
01-4150.9-810	BUDGET COMMITTEE	100.00	41.00	100.00	100.00
		<b>82,781.00</b>	<b>84,033.90</b>	<b>84,983.00</b>	<b>84,983.00</b>
<b>REVALUATION</b>					
01-4152.1-810	REVALUATION	18,420.00	17,635.00	18,420.00	18,420.00
01-4152.1-811	PROPERTY MAP REVISIONS	500.00	500.00	500.00	500.00
01-4152.1-812	REVAL SOFTWARE / SUPPORT	3,905.00	3,905.00	3,983.00	3,983.00
		<b>22,825.00</b>	<b>22,040.00</b>	<b>22,903.00</b>	<b>22,903.00</b>



## EXPENSE BUDGET

		2017	2017	2018	2018
Account Number	Account Name	Budget	Actual	Selectmen	Budget Comm
<b>LEGAL</b>					
01-4153.1-810	LEGAL	25,000.00	10,158.91	20,000.00	20,000.00
01-4153.2-810	PROSECUTOR	10,500.00	10,500.00	10,500.00	10,500.00
		<b>35,500.00</b>	<b>20,658.91</b>	<b>30,500.00</b>	<b>30,500.00</b>
<b>PERSONNEL ADMINISTRATION</b>					
<b>01-4155.2-225</b>	HEALTH INSURANCE MEDI	1.00	48.33	73.00	73.00
01-4155.2-810	WORKMENS' COMP	19,071.00	18,831.00	20,406.00	20,406.00
01-4155.2-811	UNEMPLOYMENT COMP	1,944.00	1,944.00	1,166.00	1,166.00
01-4155.2-812	HEALTH INSURANCE	221,728.00	190,859.40	193,566.00	183,846.00
01-4155.2-813	RECRUITING	2,500.00	0.00	1.00	1.00
		<b>245,244.00</b>	<b>211,682.73</b>	<b>215,212.00</b>	<b>205,492.00</b>
<b>PLANNING &amp; ZONING</b>					
01-4191.1-110	PB SECRETARY	2,381.00	1,515.75	2,562.00	2,562.00
01-4191.1-220	PB SOCIAL SECURITY	148.00	108.48	159.00	159.00
01-4191.1-225	PB MEDICARE	35.00	25.40	37.00	37.00
01-4191.1-290	PB EDUCATION & TRAINING	200.00	37.62	200.00	200.00
01-4191.1-295	PB MILEAGE	100.00	35.95	100.00	100.00
01-4191.1-320	PB LEGAL	800.00	164.00	800.00	800.00
01-4191.1-321	PB LEGAL-PROJECTS	1.00	0.00	1.00	1.00
01-4191.1-389	PB CONSULTANT-PROJECTS	1.00	0.00	1.00	1.00
01-4191.1-390	PB CONSULTANT	500.00	0.00	500.00	500.00
01-4191.1-391	PB NEWSPAPER	250.00	153.75	250.00	250.00
01-4191.1-393	PB MAPPING	1.00	0.00	1.00	1.00
01-4191.1-394	PB MASTER PLAN/CIP	1.00	4,948.24	1.00	1.00
01-4191.1-550	PB PRINTING	250.00	261.58	250.00	250.00
01-4191.1-610	PB SUPPLIES	200.00	49.94	200.00	200.00
01-4191.1-625	PB POSTAGE	200.00	19.05	200.00	200.00
01-4191.1-691	PB REGISTRY & FILING FEES	200.00	16.49	200.00	200.00
01-4191.2-110	ZONING SECRETARY	1,000.00	1,207.64	1,000.00	1,000.00
01-4191.2-220	ZBA SOCIAL SECURITY	62.00	74.87	62.00	62.00
01-4191.2-225	ZBA MEDICARE	15.00	17.52	15.00	15.00
01-4191.2-290	ZBA TRAINING	80.00	75.20	80.00	80.00
01-4191.2-295	ZBA MILEAGE	0.00	0.00	30.00	30.00
01-4191.2-320	ZBA LEGAL	500.00	328.00	500.00	500.00
01-4191.2-391	ZBA NEWSPAPER NOTICES	400.00	256.25	400.00	400.00
01-4191.2-625	ZBA POSTAGE	200.00	259.46	200.00	200.00
01-4191.2-699	ZBA MISCELLANEOUS	20.00	0.00	50.00	50.00
		<b>7,545.00</b>	<b>9,555.19</b>	<b>7,799.00</b>	<b>7,799.00</b>
<b>GENERAL GOVERNMENT BUILDINGS</b>					
01-4194.1-110	GGB CUSTODIAN	600.00	683.02	613.00	613.00
01-4194.1-220	GGB CUSTODIAN FICA	37.00	40.81	38.00	38.00
01-4194.1-225	GGB CUSTODIAN MEDICARE	9.00	9.53	9.00	9.00
01-4194.1-410	GGB ELECTRICITY	3,000.00	2,495.91	2,400.00	2,400.00
01-4194.1-411	GGB HEAT	1,700.00	1,301.27	1,700.00	1,700.00
01-4194.1-412	GGB MOWING	4,610.00	4,610.00	4,610.00	4,610.00
01-4194.1-414	GGB CUSTODIAL SERVICE	4,800.00	4,457.43	4,800.00	4,800.00
01-4194.1-430	GGB TOWN HALL	5,000.00	5,644.78	5,000.00	5,000.00



## EXPENSE BUDGET

		2017	2017	2018	2018
Account Number	Account Name	Budget	Actual	Selectmen	Budget Comm
<b>GENERAL GOVERNMENT BUILDINGS CONT'D</b>					
01-4194.1-431	GGB POST OFFICE	1,000.00	1,209.50	1,000.00	1,000.00
01-4194.1-432	GGB ARCHIVES BLDG	5,700.00	3,014.74	5,700.00	5,700.00
01-4194.1-610	GGB BLDG & CLEANING	500.00	527.48	500.00	500.00
01-4194.1-810	GGB CHURCH CLOCK	1.00	1,305.00	1.00	1.00
		<b>26,957.00</b>	<b>25,299.47</b>	<b>26,371.00</b>	<b>26,371.00</b>
<b>CEMETERIES</b>					
01-4195.1-110	CEM SUPERINTENDENT	3,020.00	3,020.40	3,086.00	3,086.00
01-4195.1-111	CEM SALARIES	11,481.00	9,892.49	11,734.00	11,734.00
01-4195.1-220	CEM SOCIAL SECURITY	899.00	838.09	919.00	919.00
01-4195.1-225	CEM MEDICARE	210.00	196.01	215.00	215.00
01-4195.1-292	CEM MILEAGE	225.00	77.59	250.00	250.00
01-4195.1-390	CEM CONTRACT SERVICES	2,000.00	1,299.98	2,000.00	2,000.00
01-4195.1-410	CEM ELECTRICITY	200.00	265.47	250.00	250.00
01-4195.1-430	CEM REPAIRS TO EQUIPMENT	500.00	377.49	500.00	500.00
01-4195.1-610	CEM TOOLS & EQUIPMENT	400.00	140.79	400.00	400.00
01-4195.1-621	CEM SUPPLIES	1,000.00	767.72	1,000.00	1,000.00
01-4195.1-635	CEM FUEL	600.00	362.25	600.00	600.00
01-4195.1-810	CEM SPECIAL	1.00	0.00	1.00	1.00
01-4195.1-811	CEM BUILDING REPAIRS	100.00	0.00	100.00	100.00
01-4195.1-812	CEM SUPPLIES & COMP. PROJECT	500.00	0.00	500.00	500.00
		<b>21,136.00</b>	<b>17,238.28</b>	<b>21,555.00</b>	<b>21,555.00</b>
<b>INSURANCE</b>					
01-4196.1-480	PROPERTY/LIABILITY	29,450.00	28,965.50	30,393.00	30,393.00
		<b>29,450.00</b>	<b>28,965.50</b>	<b>30,393.00</b>	<b>30,393.00</b>
<b>ADVERTISING &amp; REGIONAL</b>					
01-4197.4-810	REGIONAL ASSOCIATION	3,348.00	3,348.00	3,252.00	3,252.00
		<b>3,348.00</b>	<b>3,348.00</b>	<b>3,252.00</b>	<b>3,252.00</b>
<b>OTHER GENERAL GOVERNMENT</b>					
01-4199.1-290	TO TRAINING	300.00	270.00	300.00	300.00
01-4199.1-291	TO CONFERENCE	250.00	222.02	250.00	250.00
01-4199.1-292	TO MILEAGE	750.00	720.80	750.00	750.00
01-4199.1-341	TO PHONE/FAX/INTERNET	4,000.00	4,337.96	3,000.00	3,000.00
01-4199.1-342	TO COMPUTER EXPENSE	17,882.00	17,542.00	21,191.00	21,191.00
01-4199.1-344	TO WEBSITE MAINTENANCE	445.00	445.00	100.00	100.00
01-4199.1-392	TO ADVERTISING	250.00	1,912.19	250.00	250.00
01-4199.1-395	TO MISCELLANEOUS	250.00	0.00	250.00	250.00
01-4199.1-430	TO OFFICE MACHINES	1,000.00	974.23	1,000.00	1,000.00
01-4199.1-440	TO NEW/LEASED	640.00	319.92	1.00	1.00
01-4199.1-550	TO TOWN REPORT & BALLOTS	2,700.00	2,477.00	2,700.00	2,700.00
01-4199.1-551	TO TOWN MEETING	900.00	422.00	900.00	900.00
01-4199.1-560	TO DUES	40.00	50.00	50.00	50.00
01-4199.1-610	TO ARCHIVAL SUPPLIES	300.00	321.97	300.00	300.00
01-4199.1-620	TO OFFICE SUPPLIES	1,500.00	809.73	1,500.00	1,500.00

## EXPENSE BUDGET

		2017	2017	2018	2018
Account Number	Account Name	Budget	Actual	Selectmen	Budget Comm
<b>OTHER GENERAL GOVERNMENT CONT'D</b>					
01-4199.1-621	TO PRINTING & FORMS	500.00	207.21	500.00	500.00
01-4199.1-625	TO POSTAGE	1,000.00	813.06	1,000.00	1,000.00
01-4199.1-670	TO PUBLICATIONS	70.00	0.00	70.00	70.00
01-4199.1-671	TO REGISTRY FEES	50.00	77.47	50.00	50.00
01-4199.1-690	TO EMPLOYEE APPRECIATION	3,500.00	3,077.12	3,500.00	3,500.00
		<b>36,327.00</b>	<b>34,999.68</b>	<b>37,662.00</b>	<b>37,662.00</b>
<b>POLICE</b>					
01-4210.1-110	PD POLICE CHIEF SALARY	67,808.00	66,303.35	69,300.00	69,300.00
01-4210.1-112	PD FULL TIME OFFICERS	95,500.00	87,968.39	102,253.00	102,253.00
01-4210.1-113	PD SECRETARY	37,419.00	37,417.16	38,242.00	38,242.00
01-4210.1-115	PD PART- TIME OFFICERS	6,800.00	4,340.00	6,800.00	6,800.00
01-4210.1-140	PD POLICE OVERTIME	12,400.00	9,162.24	12,400.00	12,400.00
01-4210.1-190	PD SPECIAL DETAIL	9,000.00	5,586.00	9,000.00	9,000.00
01-4210.1-215	PD LIFE INSURANCE	96.00	72.00	96.00	96.00
01-4210.1-220	PD SOCIAL SECURITY	2,742.00	2,598.85	2,793.00	2,793.00
01-4210.1-225	PD MEDICARE	2,777.00	3,150.09	3,451.00	3,451.00
01-4210.1-230	PD NH RETIREMENT	50,610.00	52,959.81	54,840.00	54,840.00
01-4210.1-291	PD UNIFORMS	3,000.00	2,850.87	2,500.00	2,500.00
01-4210.1-341	PD TELEPHONE & FAX LINE	4,450.00	3,493.11	2,328.00	2,328.00
01-4210.1-343	PD HEATING OIL	1,878.00	1,436.47	1,800.00	1,800.00
01-4210.1-344	PD ELECTRICITY	1,700.00	1,560.41	1,700.00	1,700.00
01-4210.1-345	PD BLDG MAINTENANCE	1,500.00	2,281.20	2,500.00	2,500.00
01-4210.1-414	PD CUSTODIAL SERVICE	1,575.00	1,312.10	1,835.00	1,835.00
01-4210.1-610	PD BLDG & CLEANING	350.00	107.41	350.00	350.00
01-4210.1-811	PD GRANTS	9,344.00	6,467.20	7,500.00	7,500.00
01-4210.4-291	PD EDUCATION & TRAINING	4,000.00	3,953.75	4,000.00	4,000.00
01-4210.7-610	PD OFFICE SUPPLIES	2,500.00	2,029.45	2,000.00	2,000.00
01-4210.9-635	PD GASOLINE	7,000.00	5,032.27	7,000.00	7,000.00
01-4210.9-691	PD RADIO/RADAR REPAIR	1,500.00	433.90	1,000.00	1,000.00
01-4210.9-760	PD CRUISER	3,700.00	3,960.16	4,200.00	4,200.00
01-4210.9-765	PD COMPUTER	5,500.00	4,483.75	5,500.00	5,500.00
01-4210.9-810	PD MISCELLANEOUS	1,500.00	4,882.78	1,500.00	1,500.00
		<b>334,649.00</b>	<b>313,842.72</b>	<b>344,888.00</b>	<b>344,888.00</b>
<b>FIRE</b>					
01-4220.1-110	FIRE CHIEF SALARY	27,460.00	27,459.38	28,064.00	28,064.00
01-4220.1-111	DEPUTY FIRE CHIEF SALARY	2,318.00	2,121.85	2,369.00	2,369.00
01-4220.1-112	FIRE PAYROLL	18,118.00	14,744.55	18,517.00	18,517.00
01-4220.1-113	RESCUE PAYROLL	17,334.00	13,426.92	17,715.00	17,715.00
01-4220.1-114	FIRE TRAINING PAYROLL	10,150.00	6,700.89	10,373.00	10,373.00
01-4220.1-115	FIRE SECRETARY	2,640.00	2,632.50	2,640.00	2,640.00
01-4220.1-220	FD SOCIAL SECURITY	4,837.00	4,159.28	4,940.00	4,940.00
01-4220.1-225	FD MEDICARE	1,131.00	972.68	1,155.00	1,155.00
01-4220.1-291	FD FIRE TRAINING	4,500.00	2,825.00	4,500.00	4,500.00
01-4220.1-341	FD TELEPHONE	1,900.00	2,018.28	1,893.00	1,893.00
01-4220.2-291	FD POCKET MONITORS	2,000.00	1,901.76	2,000.00	2,000.00
01-4220.2-292	FD MEDICAL & PHYSICAL	4,500.00	3,050.00	4,500.00	4,500.00
01-4220.2-293	FD GEAR	3,000.00	487.66	3,000.00	3,000.00

## EXPENSE BUDGET

		2017	2017	2018	2018
Account Number	Account Name	Budget	Actual	Selectmen	Budget Comm
<b>FIRE CONT'D</b>					
01-4220.2-430	FD TOOLS & SUPPLIES	4,000.00	2,138.50	4,000.00	4,000.00
01-4220.2-610	FD CONSUMABLES	4,000.00	2,610.13	4,000.00	4,000.00
01-4220.2-620	FD OFFICE SUPPLIES	400.00	175.98	400.00	400.00
01-4220.6-430	FD EQUIPMENT & MAINTENANCE	7,600.00	3,871.35	10,850.00	10,850.00
01-4220.8-410	FD ELECTRICITY	2,500.00	2,163.22	2,500.00	2,500.00
01-4220.8-412	FD PROPANE	3,000.00	2,557.33	2,500.00	2,500.00
01-4220.8-811	FD BUILDING MAINTENANCE	2,000.00	2,012.06	2,000.00	2,000.00
01-4220.8-812	FD SEPTIC MAINTENANCE	390.00	0.00	390.00	390.00
01-4220.9-290	FD CHIEF'S MILEAGE	2,000.00	1,566.50	2,000.00	2,000.00
01-4220.9-635	FD GASOLINE & DIESEL	1,500.00	1,003.72	1,500.00	1,500.00
01-4220.9-691	FD RADIO REPAIRS	1,000.00	673.21	1,000.00	1,000.00
01-4220.9-811	FD HYDRANT / CISTERN MAINT.	1.00	0.00	1.00	1.00
01-4220.9-812	FD FIRE MUTUAL AID	150.00	150.00	150.00	150.00
01-4220.9-813	FD TRUCK REPAIRS & MAINT.	8,500.00	7,209.77	8,500.00	8,500.00
01-4220.9-910	FIRE MISCELLANEOUS	600.00	440.00	600.00	600.00
01-4220.9-920	FD PETERBORO AMBULANCE	49,110.00	49,109.88	56,828.00	56,828.00
01-4220.9-921	FD DISPATCH	22,739.00	22,739.00	23,126.00	23,126.00
		<b>209,378.00</b>	<b>180,921.40</b>	<b>222,011.00</b>	<b>222,011.00</b>
<b>BUILDING INSPECTION</b>					
01-4240.1-110	SITE INSPECTOR	15,990.00	15,990.00	16,342.00	16,342.00
01-4240.1-111	CONSULTANT	1,500.00	0.00	500.00	500.00
01-4240.1-220	INSPECTOR SOCIAL	1,146.00	991.38	1,044.00	1,044.00
01-4240.1-225	INSPECTOR MEDICARE	268.00	231.86	244.00	244.00
01-4240.1-341	SITE INSPECTOR TELEPHONE	300.00	300.00	300.00	300.00
01-4240.1-395	SITE INSPECTOR MISC.	100.00	19.98	100.00	100.00
01-4240.2-430	SITE INSPECTOR EQUIPMENT	400.00	0.00	400.00	400.00
01-4240.4-291	SITE INSPECTOR TRAINING	150.00	0.00	150.00	150.00
01-4240.4-297	SITE INSPECTOR DUES	170.00	345.00	170.00	170.00
		<b>20,024.00</b>	<b>17,878.22</b>	<b>19,250.00</b>	<b>19,250.00</b>
<b>EMERGENCY MANAGEMENT</b>					
01-4290.1-110	EM PAYROLL	6,770.00	5,343.61	6,919.00	6,919.00
01-4290.1-220	EM SOCIAL SECURITY	420.00	331.30	429.00	429.00
01-4290.1-225	EM MEDICARE	98.00	77.49	100.00	100.00
01-4290.1-430	EM EQUIPMENT	1.00	0.00	1.00	1.00
01-4290.1-550	EM PRINTING	150.00	0.00	150.00	150.00
01-4290.1-610	EM OFFICE SUPPLIES	350.00	0.00	350.00	350.00
01-4290.1-810	EM EXPENSES	525.00	537.74	520.00	520.00
01-4290.-1-811	EM GRANTS	0.00	0.00	1.00	1.00
01-4290.4-110	FOREST FIRE PAYROLL	200.00	0.00	200.00	200.00
01-4290.4-220	FF SOCIAL SECURITY	12.00	0.00	12.00	12.00
01-4290.4-225	FF MEDICARE	3.00	0.00	3.00	3.00
		<b>8,529.00</b>	<b>6,290.14</b>	<b>8,685.00</b>	<b>8,685.00</b>
<b>HIGHWAYS &amp; STREETS</b>					
01-4312.1-110	ROAD AGENT SALARY	61,832.00	61,831.64	52,000.00	52,000.00
01-4312.1-111	HWY FULL TIME EMPLOYEES	122,013.00	123,608.62	115,170.00	115,170.00
01-4312.1-112	HWY PART TIME	2,600.00	2,261.07	2,600.00	2,600.00

## EXPENSE BUDGET

		2017	2017	2018	2018
Account Number	Account Name	Budget	Actual	Selectmen	Budget Comm
<b>HIGHWAYS &amp; STREETS CONT'D</b>					
01-4312.1-140	HWY OVERTIME	18,000.00	31,082.96	19,500.00	19,500.00
01-4312.1-215	HWY LIFE INSURANCE	96.00	84.00	96.00	96.00
01-4312.1-220	HWY SOCIAL SECURITY	12,676.00	13,564.58	11,735.00	11,735.00
01-4312.1-225	HWY MEDICARE	2,964.00	3,172.43	2,744.00	2,744.00
01-4312.1-230	HWY NH RETIREMENT	22,758.00	24,229.93	21,243.00	21,243.00
01-4312.1-290	HWY MILEAGE	3,000.00	2,673.43	3,000.00	3,000.00
01-4312.1-291	HWY TRAINING	700.00	250.00	700.00	700.00
01-4312.1-610	HWY SUPPLIES	110,000.00	104,996.64	72,000.00	72,000.00
01-4312.1-615	HWY UNIFORMS	2,850.00	3,138.04	2,850.00	2,850.00
01-4312.1-810	HWY OILING PROJECTS	1.00	0.00	35,790.00	35,790.00
01-4312.1-911	HWY REPAIRS	17,000.00	18,306.53	17,000.00	17,000.00
01-4312.1-912	HWY BRIDGE & CULVERT	2,000.00	328.20	2,000.00	2,000.00
01-4312.4-910	HWY CONTRACT SERVICES	28,000.00	24,565.99	24,000.00	24,000.00
01-4312.5-690	HWY SALT	11,000.00	9,742.01	11,000.00	11,000.00
01-4312.9-341	HWY TELEPHONE	1,300.00	1,732.83	1,680.00	1,680.00
01-4312.9-410	HWY ELECTRICITY	1,400.00	1,259.01	1,400.00	1,400.00
01-4312.9-411	HWY PROPANE	3,400.00	1,712.54	2,300.00	2,300.00
01-4312.9-490	HWY BUILDING REPAIRS	1,500.00	1,896.86	1,500.00	1,500.00
01-4312.9-634	HWY DIESEL FUEL	25,000.00	20,392.12	23,000.00	23,000.00
01-4312.9-635	HWY GASOLINE	400.00	542.38	600.00	600.00
01-4312.9-691	HWY ROAD SIGNS	1,500.00	846.64	1,500.00	1,500.00
01-4312.9-810	HWY CARE OF TREES	6,000.00	6,350.00	6,000.00	6,000.00
01-4312.9-811	HWY MISC TOOLS, TIRES, CHAINS	8,500.00	8,983.99	8,000.00	8,000.00
01-4312.9-890	HWY MISCELLANEOUS	3,600.00	14,551.35	3,600.00	3,600.00
		<b>470,090.00</b>	<b>482,103.79</b>	<b>443,008.00</b>	<b>443,008.00</b>
<b>STREET LIGHTING</b>					
01-4316.3-810	STREET LIGHTING	9,000.00	9,078.47	9,200.00	9,200.00
		<b>9,000.00</b>	<b>9,078.47</b>	<b>9,200.00</b>	<b>9,200.00</b>
<b>SOLID WASTE DISPOSAL</b>					
01-4324.1-110	SW SALARIES	50,445.00	50,445.20	51,555.00	51,555.00
01-4324.1-111	SW PART-TIME EMPLOYEES	28,515.00	24,006.55	29,142.00	29,142.00
01-4324.1-215	SW LIFE INSURANCE	24.00	12.00	18.00	18.00
01-4324.1-220	SW SOCIAL SECURITY	4,896.00	4,615.98	5,003.00	5,003.00
01-4324.1-225	SW MEDICARE	1,145.00	1,079.60	1,170.00	1,170.00
01-4324.1-230	SW RETIREMENT	5,688.00	5,708.39	5,867.00	5,867.00
01-4324.1-290	SW EMPLOYEE TRAINING	475.00	371.00	600.00	600.00
01-4324.1-291	SW UNIFORMS	665.00	659.16	665.00	665.00
01-4324.1-295	SW MILEAGE	1,200.00	726.02	1,200.00	1,200.00
01-4324.1-341	SW TELEPHONE	1,089.00	1,147.74	876.00	876.00
01-4324.1-410	SW ELECTRICITY	1,254.00	1,043.58	1,275.00	1,275.00
01-4324.1-430	SW EQUIPMENT	1,500.00	1,824.67	1,500.00	1,500.00
01-4324.1-620	SW SUPPLIES	2,150.00	1,150.07	2,150.00	2,150.00
01-4324.2-634	SW DIESEL	1,999.00	1,687.27	1,989.00	1,989.00
01-4324.2-635	SW PROPANE GAS & MISC.	686.00	547.11	600.00	600.00
01-4324.2-810	SW HAULING & DISPOSAL	38,073.00	35,323.94	40,878.00	40,878.00
01-4324.2-811	SW METAL REMOVAL	400.00	264.00	400.00	400.00
01-4324.9-811	SW SWAP MISCELLANEOUS	1.00	86.50	1.00	1.00

## EXPENSE BUDGET

		2017	2017	2018	2018
Account Number	Account Name	Budget	Actual	Selectmen	Budget Comm
<b>SOLID WASTE CONT'D</b>					
01-4324.9-812	SW SWAP SHOP	500.00	469.68	500.00	500.00
01-4324.9-900	SW MONITORING & MOWING	2,950.00	1,981.42	3,940.00	3,940.00
		<b>143,655.00</b>	<b>133,149.88</b>	<b>149,329.00</b>	<b>149,329.00</b>
<b>HEALTH ADMINISTRATION</b>					
01-4411.1-110	HEALTH OFFICER SALARY	1.00	0.00	1.00	1.00
01-4411.1-220	HEA SOCIAL SECURITY	1.00	0.00	1.00	1.00
01-4411.1-225	HEA MEDICARE	1.00	0.00	1.00	1.00
01-4411.1-290	HEA LOCAL MILEAGE	1.00	0.00	1.00	1.00
01-4411.1-625	HEA POSTAGE	1.00	0.00	1.00	1.00
01-4411.2-810	HEA WATER TEST	1.00	0.00	1.00	1.00
01-4411.4-291	HEA TRAINING	1.00	0.00	1.00	1.00
01-4411.4-297	HEA DUES	1.00	0.00	1.00	1.00
		<b>8.00</b>	<b>0.00</b>	<b>8.00</b>	<b>8.00</b>
<b>ANIMAL CONTROL</b>					
01-4414.1-110	AC ANIMAL CONTROL	1,883.00	1,673.76	1,883.00	1,883.00
01-4414.1-220	AC SOCIAL SECURITY	29.00	0.00	29.00	29.00
01-4414.1-225	AC MEDICARE	27.00	24.27	27.00	27.00
01-4414.1-810	AC ANIMAL CONTROL EXPENSES	100.00	20.00	100.00	100.00
		<b>2,039.00</b>	<b>1,718.03</b>	<b>2,039.00</b>	<b>2,039.00</b>
<b>WELFARE ADMINISTRATION</b>					
01-4441.1-110	WEL WELFARE ADMIN. SALARY	4,119.00	4,104.15	5,000.00	5,000.00
01-4441.1-220	WEL SOCIAL SECURITY	255.00	254.43	310.00	310.00
01-4441.1-225	WEL MEDICARE	60.00	59.52	73.00	73.00
01-4441.2-810	WEL GENERAL ASSISTANCE	10,000.00	4,744.51	10,000.00	10,000.00
01-4441.2-813	WEL FUEL ASSISTANCE	5,000.00	329.46	4,000.00	4,000.00
01-4441.2-820	WEL OFFICER MILEAGE	100.00	0.00	50.00	50.00
01-4441.2-825	WEL TRAINING AND	100.00	0.00	50.00	50.00
01-4441.2-899	WEL DUES	30.00	30.00	30.00	30.00
		<b>19,664.00</b>	<b>9,522.07</b>	<b>19,513.00</b>	<b>19,513.00</b>
<b>PARKS &amp; RECREATION</b>					
01-4520.1-810	PR HALLOWEEN PARTY	150.00	149.72	150.00	150.00
01-4520.1-811	PR FIELD MAINTENANCE	1,550.00	1,550.00	1,550.00	1,550.00
01-4520.1-812	PR SPECIAL EVENTS	450.00	87.12	1.00	1.00
01-4520.1-813	PR BOAT LANDING	50.00	0.00	1.00	1.00
01-4520.1-814	PR ELECTRICITY	200.00	167.59	180.00	180.00
01-4520.1-816	PR DUBLIN DAYS	1.00	0.00	0.00	0.00
01-4520.1-817	PR 5K ROAD RACE	1.00	0.00	0.00	0.00
01-4520.1-899	PR MISCELLANEOUS	150.00	0.00	0.00	0.00
		<b>2,552.00</b>	<b>1,954.43</b>	<b>1,882.00</b>	<b>1,882.00</b>
<b>SUMMER PLAYGROUND</b>					
01-4521.2-110	SP DIRECTOR'S SALARY	6,162.00	6,162.00	6,298.00	6,298.00
01-4521.2-111	SP STAFF WAGES	10,600.00	10,850.00	10,600.00	10,600.00
01-4521.2-220	SP SOCIAL SECURITY	1,039.00	1,054.74	1,048.00	1,048.00
01-4521.2-225	SP MEDICARE	243.00	246.69	245.00	245.00

## EXPENSE BUDGET

		2017	2017	2018	2018
Account Number	Account Name	Budget	Actual	Selectmen	Budget Comm
<b>SUMMER PLAYGROUND CONT'D</b>					
01-4521.2-810	SP CRAFTS	100.00	86.59	100.00	100.00
01-4521.2-811	SP DIRECTORS EXPENSE	500.00	354.82	500.00	500.00
01-4521.2-812	SP ENTERTAINMENT	200.00	96.69	200.00	200.00
01-4521.2-813	SP FIELD TRIPS	1,600.00	1,392.00	1,600.00	1,600.00
01-4521.2-814	SP INSURANCE	400.00	450.00	400.00	400.00
01-4521.2-815	SP SPECIAL EVENTS	200.00	183.32	200.00	200.00
		<b>21,044.00</b>	<b>20,876.85</b>	<b>21,191.00</b>	<b>21,191.00</b>
<b>LIBRARY</b>					
01-4550.1-110	LIBRARY DIRECTOR SALARY	26,777.00	26,774.28	27,366.00	27,366.00
01-4550.1-111	LIBRARIAN & ASSISTANTS SALARY	18,273.00	17,994.01	18,675.00	18,675.00
01-4550.1-112	LIB CLEANING SALARY	4,978.00	4,915.78	5,088.00	5,088.00
01-4550.1-220	LIB SOCIAL SECURITY	3,102.00	3,080.44	3,170.00	3,170.00
01-4550.1-225	LIB MEDICARE	725.00	720.39	741.00	741.00
01-4550.1-290	LIB MILEAGE	175.00	0.00	100.00	100.00
01-4550.1-341	LIB TELEPHONE	2,000.00	2,107.08	1,668.00	1,668.00
01-4550.1-342	LIB COMPUTER	1,000.00	932.99	1,000.00	1,000.00
01-4550.1-410	LIB ELECTRICITY	4,000.00	4,169.40	4,250.00	4,250.00
01-4550.1-411	LIB HEATING OIL	4,500.00	4,129.98	4,500.00	4,500.00
01-4550.1-490	LIB BUILDING REPAIR & MAINT.	3,600.00	6,331.85	3,600.00	3,600.00
01-4550.1-610	LIB SUPPLIES & EQUIPMENT	2,000.00	686.19	2,000.00	2,000.00
01-4550.1-625	LIB POSTAGE	600.00	697.80	700.00	700.00
01-4550.1-810	LIB COLLECTIONS	9,000.00	9,463.79	9,000.00	9,000.00
01-4550.1-812	LIB MISCELLANEOUS	1.00	0.00	1.00	1.00
01-4550.4-810	LIB PROGRAMS	1,200.00	728.59	1,200.00	1,200.00
01-4550.4-811	LIB PROFESSIONAL	1,000.00	1,030.83	1,000.00	1,000.00
		<b>82,931.00</b>	<b>83,763.40</b>	<b>84,059.00</b>	<b>84,059.00</b>
<b>PATRIOTIC PURPOSES</b>					
01-4583.1-810	MEMORIAL DAY EXPENSES	1,200.00	1,042.12	1,200.00	1,200.00
		<b>1,200.00</b>	<b>1,042.12</b>	<b>1,200.00</b>	<b>1,200.00</b>
<b>CONSERVATION COMMISSION</b>					
01-4611.2-290	CC TRAINING / EDUCATION	150.00	0.00	150.00	150.00
01-4611.2-560	CC DUES & SUBSCRIPTIONS	610.00	566.00	600.00	600.00
01-4611.9-635	CC POSTAGE & STATIONARY	20.00	0.00	10.00	10.00
01-4611.9-810	CC MAPS & PHOTOS	1.00	0.00	1.00	1.00
01-4611.9-813	CC LAKE MONITORING	600.00	680.00	600.00	600.00
01-4611.9-814	CC ROADSIDE CLEANUP	1.00	0.00	1.00	1.00
01-4611.9-816	CC MAINT CONSERVATION	920.00	1,550.00	920.00	920.00
01-4611.9-817	CC OPEN SPACE COMM	1.00	0.00	1.00	1.00
01-4611.9-820	CC INVASIVES CONTROL	3,125.00	1,918.50	3,000.00	3,000.00
01-4611.9-899	CC TRANSFER TO SAVINGS	1.00	0.00	1.00	1.00
		<b>5,429.00</b>	<b>4,714.50</b>	<b>5,284.00</b>	<b>5,284.00</b>
	<b>TOTAL OPERATING BUDGET</b>	<b>1,961,513.00</b>	<b>1,843,899.23</b>	<b>1,939,689.00</b>	<b>1,928,652.00</b>



# REVENUE BUDGET

<u>Account Number</u>	<u>Account Name</u>	<u>2017 Budget</u>	<u>2017 Actual</u>	<u>2018 BOS</u>	<u>2018 BudCom</u>
<b>LAND USE TAXES</b>					
01-3120.1-101	LAND USE TAX CURRENT	1,500.00	1,555.00	1,500.00	1,500.00
01-3120.1-103	LUCT CONTRIB. TO CONCOM	(750.00)	0.00	(750.00)	(750.00)
		<b>750.00</b>	<b>1,555.00</b>	<b>750.00</b>	<b>750.00</b>
<b>YIELD TAXES</b>					
01-3185.1-101	YIELD TAX CURRENT YEAR	3,000.00	15,618.91	3,000.00	3,000.00
		<b>3,000.00</b>	<b>15,618.91</b>	<b>3,000.00</b>	<b>3,000.00</b>
<b>PAYMENT IN LIEU OF TAXES</b>					
01-3186.1-101	PAYMENT IN LIEU TAXES	19,814.00	17,590.46	17,894.00	17,894.00
		<b>19,814.00</b>	<b>17,590.46</b>	<b>17,894.00</b>	<b>17,894.00</b>
<b>EXCAVATION ACTIVITY</b>					
01-3187.1-101	EXCAVATION TAX	150.00	89.58	150.00	150.00
		<b>150.00</b>	<b>89.58</b>	<b>150.00</b>	<b>150.00</b>
<b>PENALTIES &amp; INTEREST ON TAXES</b>					
01-3190.1-101	INTEREST PROPERTY TAX	35,000.00	27,060.93	30,000.00	30,000.00
01-3190.1-103	INTEREST TAX LIEN	1.00	0.00	1.00	1.00
01-3190.4-401	INTERET-LAND USE TAX	1.00	0.00	1.00	1.00
01-3190.5-501	INTEREST YIELD TAX	25.00	0.52	25.00	25.00
01-3190.9-101	OVERLAY / ABATEMENTS	1.00	(31,614.85)	1.00	1.00
		<b>35,028.00</b>	<b>(4,553.40)</b>	<b>30,028.00</b>	<b>30,028.00</b>
<b>MOTOR VEHICLE PERMITS</b>					
01-3220.1-101	MV PERMITS	275,000.00	309,841.11	275,000.00	275,000.00
01-3220.2-201	MV DECALS	6,500.00	6,871.00	6,500.00	6,500.00
		<b>281,500.00</b>	<b>316,712.11</b>	<b>281,500.00</b>	<b>281,500.00</b>
<b>BUILDING PERMITS</b>					
01-3230.1-101	BUILDING PERMITS	10,000.00	19,198.65	10,000.00	10,000.00
		<b>10,000.00</b>	<b>19,198.65</b>	<b>10,000.00</b>	<b>10,000.00</b>
<b>OTHER LICENSES &amp; PERMITS</b>					
01-3290.1-101	DOG LICENSE	1,500.00	1,636.50	1,500.00	1,500.00
01-3290.3-301	MARRIAGE LICENSE	300.00	350.00	300.00	300.00
01-3290.4-401	JUNK LICENSE	1.00	0.00	1.00	1.00
01-3290.5-501	BIRTH CERTIFICATES	400.00	450.00	400.00	400.00
01-3290.9-901	BAD CHECK FEES	1.00	0.00	1.00	1.00
01-3290.9-902	PERC TESTS	500.00	800.00	500.00	500.00
01-3290.9-904	FILING FEES	200.00	395.00	200.00	200.00
		<b>2,902.00</b>	<b>3,631.50</b>	<b>2,902.00</b>	<b>2,902.00</b>
<b>MISCELLANEOUS REVENUE</b>					
01-3319.9-101	MISCELLANEOUS	1.00	660.69	1.00	1.00
		<b>1.00</b>	<b>660.69</b>	<b>1.00</b>	<b>1.00</b>
<b>SHARED REVENUE BLOCK GRANT</b>					
01-3351.1-101	SHARED REVENUE	0.00	0.00	0.00	0.00
01-3351.1-102	ROOMS & MEALS TAX	81,080.00	81,496.26	81,080.00	81,080.00
		<b>81,080.00</b>	<b>81,496.26</b>	<b>81,080.00</b>	<b>81,080.00</b>
<b>HIGHWAY BLOCK GRANT</b>					
01-3353.1-101	HIGHWAY BLOCK GRANT	78,096.00	147,225.41	80,211.00	80,211.00
		<b>78,096.00</b>	<b>147,225.41</b>	<b>80,211.00</b>	<b>80,211.00</b>
<b>STATE &amp; FEDERAL FOREST</b>					
01-3356.1-101	STATE & FEDERAL FOREST	500.00	616.68	500.00	500.00
		<b>500.00</b>	<b>616.68</b>	<b>500.00</b>	<b>500.00</b>

# REVENUE BUDGET

<u>Account Number</u>	<u>Account Name</u>	<u>2017 Budget</u>	<u>2017 Actual</u>	<u>2018 BOS</u>	<u>2018 BudCom</u>
<b>FLOOD CONTROL REIMBURSEMENT</b>					
01-3357.1-101	FLOOD CONTROL REVENUE	20,000.00	23,820.66	20,000.00	20,000.00
		<b>20,000.00</b>	<b>23,820.66</b>	<b>20,000.00</b>	<b>20,000.00</b>
<b>OTHER STATE &amp; GRANT</b>					
01-3359.1-101	INSURANCE	1.00	0.00	1.00	1.00
01-3359.2-201	FORESTRY	1.00	0.00	1.00	1.00
01-3359.2-207	POLICE GRANTS	9,344.00	9,170.22	7,500.00	7,500.00
01-3359.2-208	EM GRANTS	1.00	0.00	1.00	1.00
01-3359.2-209	STATE GRANT (FEMA)	1.00	0.00	1.00	1.00
01-3359.2-210	TRAFFIC CALMING GRANTS	1.00	506,330.54	1.00	1.00
01-3359.2-211	HAZARD MITIGATION	1.00	0.00	1.00	1.00
01-3359.2-212	LEOP GRANTS	1.00	0.00	1.00	1.00
01-3359.2-213	EMERG. GENERATOR	1.00	0.00	1.00	1.00
01-3359.2-214	SRTS	1.00	1,823.03	1.00	1.00
01-3359.2-215	STATE BRIDGE AID	1.00	520,198.16	1.00	1.00
		<b>9,354.00</b>	<b>1,037,521.95</b>	<b>7,510.00</b>	<b>7,510.00</b>
<b>INCOME FROM DEPARTMENTS</b>					
01-3401.1-011	PERPETUAL CARE TRUST	1,000.00	0.00	750.00	750.00
01-3401.1-041	LIBRARY	1.00	0.00	1.00	1.00
01-3401.1-061	POLICE DEPT	10,000.00	14,318.10	10,000.00	10,000.00
01-3401.1-062	POLICE Restricted Donation	1.00	251.00	1.00	1.00
01-3401.1-063	Restricted DARE Program		50.00	1.00	1.00
01-3401.1-071	FIRE DEPT	500.00	325.84	300.00	300.00
01-3401.1-081	HIGHWAY DEPT	500.00	300.00	250.00	250.00
01-3401.1-091	TOWN OFFICE	100.00	0.00	50.00	50.00
01-3401.1-101	PARKS & RECREATION	1.00	0.00	1.00	1.00
01-3401.1-102	SUMMER PLAYGROUND	9,000.00	9,643.00	9,000.00	9,000.00
01-3401.1-103	CEMETERY	3,000.00	3,400.00	3,000.00	3,000.00
01-3401.1-104	PLANNING BOARD	1,000.00	214.00	500.00	500.00
01-3401.1-105	ZONING BOARD OF ADJ.	250.00	712.93	250.00	250.00
01-3401.1-106	PR ROAD RACE	1.00	0.00	1.00	1.00
01-3401.1-107	PB CONSULTANT -	1.00	0.00	1.00	1.00
01-3401.1-108	PB LEGAL - PROJECTS	1.00	0.00	11.00	11.00
01-3401.1-120	ARCHIVES	2,000.00	1,076.45	1,500.00	1,500.00
01-3401.1-130	ELECTION & REGISTRATION	500.00	1,105.40	500.00	500.00
01-3401.1-132	DOG VIOLATION FEE	1.00	0.00	1.00	1.00
		<b>27,857.00</b>	<b>31,396.72</b>	<b>26,118.00</b>	<b>26,118.00</b>
<b>SALE OF MUNICIPAL PROPERTY</b>					
01-3501.1-101	CEMETERY LOTS	1,000.00	0.00	1,000.00	1,000.00
01-3501.1-102	MUNICIPAL PROPERTY	9,500.00	64,000.00	1.00	1.00
		<b>10,500.00</b>	<b>64,000.00</b>	<b>1,001.00</b>	<b>1,001.00</b>
<b>INTEREST ON INVESTMENTS</b>					
01-3502.1-102	INTEREST CHECKING	75.00	46.25	50.00	50.00
		<b>75.00</b>	<b>46.25</b>	<b>50.00</b>	<b>50.00</b>
<b>RENTS OF PROPERTY</b>					
01-3503.2-201	RENT/LEASE MUNICIPAL	21,060.00	21,250.00	21,622.00	21,622.00
		<b>21,060.00</b>	<b>21,250.00</b>	<b>21,622.00</b>	<b>21,622.00</b>
<b>CONTRIBUTIONS &amp; DONATIONS</b>					
01-3507.1-101	MISC. DONATIONS	1.00	0.00	1.00	1.00
		<b>1.00</b>	<b>0.00</b>	<b>1.00</b>	<b>1.00</b>

# REVENUE BUDGET

		2017	2017	2018	2018
<u>Account Number</u>	<u>Account Name</u>	<u>Budget</u>	<u>Actual</u>	<u>BOS</u>	<u>BudCom</u>
<b>PUBLICATIONS</b>					
01-3509.1-102	TOWN HISTORY	100.00	156.00	100.00	100.00
		<b>100.00</b>	<b>156.00</b>	<b>100.00</b>	<b>100.00</b>
<b>TRANSFERS FROM SPECIAL REVENUE</b>					
01-3912.1-101	TRANSFER FROM SPECIAL	0.00	0.00	25,696.00	25,696.00
		<b>0.00</b>	<b>0.00</b>	<b>25,696.00</b>	<b>25,696.00</b>
<b>TRANSFERS FROM CAPITAL RESERVE</b>					
01-3915.1-101	TRANSFER FROM CAPITAL	62,165.00	55,293.70	59,900.00	59,900.00
		<b>62,165.00</b>	<b>55,293.70</b>	<b>59,900.00</b>	<b>59,900.00</b>
<b>TRANSFERS FROM TRUST &amp; AGENCY</b>					
01-3916.1-101	TRANSFER TRUST & AGENCY	29,971.00	13,148.24	13,500.00	13,500.00
		<b>29,971.00</b>	<b>13,148.24</b>	<b>13,500.00</b>	<b>13,500.00</b>
<b>OTHER LONG-TERM FINANCING</b>					
01-3939.9-901	BUDGETARY USE OF FUND	346,326.00	346,326.00	100,000.00	100,000.00
01-3939.9-902	ROAD CONSTRUCTION LOAN			450,000.00	450,000.00
		<b>0.00</b>	<b>0.00</b>	<b>550,000.00</b>	<b>550,000.00</b>
		<b>1,040,230.00</b>	<b>1,846,475.37</b>	<b>1,233,514.00</b>	<b>1,233,514.00</b>





Owner	Map	Lot	Sub	Address	Acres	Land	Buildings	Total
ABRAM, STERLING	000005	000064	00000B	316 OLD MARLBOROUGH RD	2.100	44,500	204,400	248,900
ADAMS, JAMES	000008	000004	00000C	118 LOWER JAFFREY RD	4.000	65,700	193,000	258,700
AHERN, DANIEL P	000008	000004	00000B	120 LOWER JAFFREY RD	6.000	65,300	192,200	257,500
AHERN, MAUREEN J	000003	000032	00000B	151 PAGE RD	2.000	60,800	210,400	271,200
ALBANO, JOHN S	000019	000016	00000A	49 MONUMENT RD	2.420	69,100	126,700	195,800
ALBION PROPERTIES, LLC	000003	000041	00000A	3 KORPI RD	8.025	78,400	134,500	212,900
ALDRICH, GEOFFREY M	000003	000049	000000	WINDMILL HILL RD	21.400	994 cu	0	994
ALDRICH, IAN S	000017	000013	000000	1209 MAIN ST	1.640	58,400	137,200	195,600
ALDRICH, NANCY M	000015	000004	000000	18 FIRE LANE 1	0.030	116,900	12,900	129,800
ALEXANDER, JAMES P	000016	000014	000000	1098 MAIN ST	0.480	37,600	143,200	180,800
ALLEN FAMILY REVOC TRUST	000008	000047	000000	RTE 137	1.750	14,900	0	14,900
ALLEN FAMILY REVOC TRUST	000008	000049	000000	RTE 137	6.000	38,700	0	38,700
ALLIS, JOHN	000003	000030	000000	54 PAGE RD	97.000	68,089 cu	373,300	441,389
AMEDINE A. BELLA REVOCABLE TRUST OF 2017	000003	000031	000000	WINDMILL HILL RD	81.600	7,523 cu	0	7,523
AMEDINE A. BELLA REVOCABLE TRUST OF 2017	000003	000031	00000A	PAGE RD	11.200	859 cu	0	859
AMEDINE A. BELLA REVOCABLE TRUST OF 2017	000008	000037	00000J	150 GREENWOOD RD	4.440	88,200	274,800	363,000
AMUNDSON, ERIC ALLEN	000008	000050	000008	25 SPRUCE RIDGE DR	2.160	73,900	190,100	264,000
ANABLE, NATHANIEL F REV TRUST	000003	000065	000000	226 WINDMILL HILL RD	11.240	120,500	0	120,500
ANABLE, PERRY	000017	000001	00000B	4 OLD COUNTY RD	2.000	60,600	174,200	234,800
ANABLE, PERRY	000017	000001	00000C	6 OLD COUNTY RD	2.020	52,900	46,400	99,300
ANDERSON FAMILY TRUST	000021	000003	000000	20 BOULDER DR	2.190	64,300	150,300	214,600
ANDERSON, BLAKE E	000010	000003	000000	14 LAKE RD	0.020	39,200	0	39,200
ANDERSON, BLAKE E	000010	000028	000000	18 FERNLEA DR	4.100	87,800	506,200	594,000
ANDREW HUNGERFORD	000016	000032	000000	917 DUBLIN RD	0.800	55,000	18,200	73,200
ARMER FAMILY REVOCABLE TRUST	000007	000026	00000D	179 MONUMENT RD	5.500	92,200	272,900	365,100
ARMSTRONG, PATRICK	000018	000007	000000	10 EAST HARRISVILLE RD	0.410	46,100	94,300	140,400
ARVIDSON, CARL RICHARD	000006	000030	000000	71 CHURCH ST	6.000	89,800	227,000	316,800
ARVIDSON, CARL RICHARD	000006	000031	000000	CHURCH ST	2.000	49,300	0	49,300
ASBURY, KIMBERLY KERSEY	000016	000038	000000	1127 MAIN ST	1.001	53,100	242,800	295,900
ASBURY, KIMBERLY KERSEY	000016	000038	00BLDG	1127 MAIN ST	0.000	0	19,600	19,600
AT&T MOBILITY	0000TL	CNGULR	00CELL	BEECH HILL	0.000	0	225,000	225,000
ATKINSON, CHARLES D	000012	000002	000000	37 MAURAN LN	7.750	156,900	411,900	568,800
ATKINSON, THOMAS K.	000001	000017	000000	617 OLD MARLBOROUGH RD	20.680	115,384 cu	392,100	507,484
ATMER, THOMAS	000011	000006	000000	28 SNOW HILL RD	4.460	64,600	509,000	573,600
ATWOOD BOURNE EST	000005	000053	00000A	ROUTE 101	3.800	115,700	0	115,700
AVA RESTORATION	000016	000003	000000	1126 MAIN ST	1.600	76,800	86,400	163,200
AVA RESTORATION SERVICES, L.L.C.	000008	000027	00000A	48 BRUSH BROOK RD	8.200	107,000	141,800	248,800
BABCOCK, PAUL S	000004	000080	000000	123 PERRY PASTURE RD	1.800	56,900	109,500	166,400

BACALLAO, JOSIE	000016	000007	000000	22	CHURCH ST	1.300	63,100	130,700	193,800
BAILEY, ARNOLD B	000004	000053	00000G	110	HIGH RIDGE RD	6.200	63,500	137,500	201,000
BAKANOWSKY FAMILY REVOC TRUST	000004	000054	000000		HIGH RIDGE RD	6.200	363 cu	0	363
BAKANOWSKY FAMILY REVOC TRUST	000004	000054	00000A	91	VALLEY RD	5.300	55,320 cu	222,300	277,620
BAKER, WILLIAM F	000007	000018	00000J		CHESTNUT HILL RD	3.020	75,500	0	75,500
BAKER, WILLIAM F	000007	000018	00000K	55	CHESTNUT HILL RD	3.700	37,500	369,200	406,700
BALDWIN, STEVEN	000003	000039	00000B	5	FROST POND RD	2.640	39,300	151,100	190,400
BANNISTER, PRISCILLA	000006	000027	000000	141	SNOW HILL RD	2.250	55,800	179,400	235,200
BARBARA JEAN WILCOX	000020	000012	000000	83	EAST SHORE RD	0.550	133,000	57,900	190,900
BARBARITA, CAITLIN N.	000021	000001	000000	64	COBB MEADOW RD	2.360	61,900	230,100	292,000
BARDEN, BRIAN	000007	000003	000000	151	UPPER JAFFREY RD	1.720	59,500	192,600	252,100
BARDEN, JASON	000007	000068	000000	149	COBB MEADOW RD	4.710	69,300	115,500	184,800
BARDEN, MELISSA J	000004	000041	000000	197	GOLDMINE RD	2.500	73,200	66,800	140,000
BARKER REVOCABLE TRUST 1986	000006	000004	000000	105	OLD MARLBOROUGH RD	25.300	201,406 cu	383,100	584,506
BARKER REVOCABLE TRUST 1986	000010	000016	000000		LAKE RD	0.020	39,200	0	39,200
BARTLETT, FRANCIS	000002	000006	00000B	74	BURPEE RD	16.780	50,008 cu	119,500	169,508
BARTOLOMUCCI, SHANNON M.	000007	000008	0000B1	195	WINDMILL HILL RD	2.080	64,400	187,700	252,100
BARTON, JOELLEN	000003	000032	00000G	5	FORBUSH RD	2.360	68,800	299,000	367,800
BASTEDO, CECILY	000008	000033	00000B	80	COBB MEADOW RD	3.300	109,300	199,500	308,800
BASTEDO, PHILLIP RUSSELL	000006	000053	000000	209	OLD HARRISVILLE RD	16.000	106,234 cu	383,600	489,834
BEACON PROPERTY MANAGEMENT LLC	000008	000003	00000A	7	PINE ACRES LN	1.380	49,500	16,700	66,200
BEAL, BENJAMIN	000021	000002	000000	14	BOULDER DR	2.100	60,300	159,100	219,400
BEAN, MARILYN	000007	000009	000000	138	PIERCE RD	23.950	89,763 cu	211,000	300,763
BEAN, MARILYN	000007	000012	000000		PIERCE RD	11.950	107,700	0	107,700
BEAUREGARD EST OF, CHAS.	000005	000030	000000		CAMP ROCKNE LN	35.000	6,348 cu	0	6,348
BEAUREGARD, LORRAINE	000020	000011	000000	81	EAST SHORE RD	0.240	126,200	33,100	159,300
BEECH HILL-DUBLIN LAKE	000006	000040	000000		BEECH HILL	63.630	358,551 cu	6,400	364,951
BEECH HILL-DUBLIN LAKE WATERSHED ASSOC.	000006	000052	000000		OLD HARRISVILLE RD	52.400	4,017 cu	0	4,017
BEELER, JAMES R	000005	000042	000000	399	MAIN ST	0.610	85,400	109,000	194,400
BEMIS, CASPER C	000007	000026	00000A		MONUMENT RD	8.000	190 cu	0	190
BEMIS, CASPER C	000007	000026	00000B	OFF	MONUMENT RD	25.000	597 cu	0	597
BEMIS, CASPER C	000007	000030	000000		MONUMENT RD	2.500	146 cu	0	146
BENDZINSKI, JOSEPH W	000020	000033	000000	74	EAST SHORE RD	0.370	65,200	36,300	101,500
BENNETT, CARL M	000004	000007	000000	341	LOWER JAFFREY RD	1.061	56,300	109,000	165,300
BENNETT, TODD A	000004	000004	000000	471	LOWER JAFFREY RD	2.450	59,800	77,100	136,900
BENNETT, TODD A	000017	000012	000000	1197	MAIN ST	5.060	97,600	146,600	244,200
BENSINGER, JAMES	000017	000008	000000	1228	MAIN ST	2.580	89,000	359,400	448,400
BERGERON, JENNIFER REVOC TRUST	000004	000034	00000A		GOLDMINE RD	7.200	280 cu	0	280
BERGERON, JENNIFER REVOC TRUST	000004	000034	00000B	140	GOLDMINE RD	8.800	152,551 cu	236,000	388,551
BERGERON, JENNIFER REVOC TRUST	000004	000037	000000		BACKLAND	11.783	471 cu	0	471

BERGERON, JOHN L	000020	000045	000000	16	LADY SLIPPER LN	0.380	70,100	17,200	87,300
BERGERON, KIM E REV TRUST	000004	000009	00000A		GOLDMINE RD	29.440	5,706 cu	0	5,706
BERGIN, CHARLES M	000007	000050	000000		MAIN ST	5.170	286 cu	0	286
BERGIN, CHARLES M	000007	000050	00000B		GERRY RD	12.260	633 cu	0	633
BERNARD, EDWARD C	000010	000014	000000		LAKE RD	0.060	158,700	18,400	177,100
BERNIER, ELIZABETH TRUST	000007	000047	000000	32	INTERVAL WAY	26.500	306,563 cu	292,600	599,163
BERNIER, ELIZABETH TRUST	000007	000048	000000	34	INTERVAL WAY	1.100	14,900	0	14,900
BERNIER, ELIZABETH TRUST	000007	000051	00000B		MAIN ST	42.870	45,007 cu	0	45,007
BERNIER, ERNEST E	000008	000012	000001	28	BERNIER LN	2.001	49,400	46,300	95,700
BERNIER, RAYMOND J	000008	000012	00000A	12	BERNIER LN	7.200	55,700	35,800	91,500
BERRY, RAYMOND E.	000005	000069	000000	614	OLD MARLBOROUGH RD	11.600	66,545 cu	164,600	231,145
BIRCH, DAVID L 1996 TRUST	000001	000004	000000		OLD TROY RD	61.400	2,782 cu	0	2,782
BIRCH, DAVID L 1996 TRUST	000001	000011	000000	499	OLD MARLBOROUGH RD	105.000	123,486 cu	123,500	246,986
BIRCH, DAVID L 1996 TRUST	000001	000016	00000A	499	OLD MARLBOROUGH RD	65.000	7,634 cu	1,800	9,434
BIRCH, DAVID L. & BIRCH, LOUISA L.	000001	000016	000000		BACKLAND	141.500	13,920 cu	0	13,920
BIRCH, LOUISA L 1996 TRUST	000015	000009	000000	12	FIRE LANE 1	0.100	160,000	25,600	185,600
BIRD JR, JERRY L.	000006	000033	000000	54	CHURCH ST	1.380	63,000	327,200	390,200
BIRD JR, JERRY L.	000006	000034	000000		CHURCH ST	0.130	2,000	0	2,000
BIRDSEY, JOY M	000001	000019	00000A		OLD MARLBOROUGH RD	19.190	1,912 cu	0	1,912
BLACK, STEPHEN A	000004	000072	00000D	261	VALLEY RD	4.690	87,700	182,100	269,800
BLACKBURN, MARGARET REV TRUST	000021	000041	000000	64	GRANITE CIRCLE	2.970	71,900	146,500	218,400
BLANCHETTE, STEVEN E	000019	000001	000000	69	MONUMENT RD	2.070	79,900	155,400	235,300
BLITZ, LARISSA	000015	000017	000000	5	FROTHINGHAM RD	3.200	69,500	333,200	402,700
BLODGETT FAMILY RE TRST	000013	000001	000000		MAIN ST	0.063	40,200	0	40,200
BLODGETT FAMILY RE TRST	000013	000001	00000B		ROUTE 101	0.051	45,300	4,300	49,600
BOOZER, CHRISTINA L	000021	000035	000000		BOULDER DR	2.200	54,700	0	54,700
BOUCHER DAVID P	000020	000017	000000	89	EAST SHORE RD	0.640	73,500	55,600	129,100
BOURNE, LUETTE C REV TRUST	000002	000004	000000	51	CLOSE RD	200.000	18,765 cu	0	18,765
BOURNE, LUETTE C REV TRUST	000002	000004	00000A		LEARNED RD	26.700	2,129 cu	0	2,129
BOURNE, LUETTE C REV TRUST	000003	000003	00000A		UPPER JAFFREY RD	24.000	46,089 cu	1,300	47,389
BOURNE, LUETTE C REV TRUST	000003	000004	000000	51	CLOSE RD	19.282	42,713 cu	114,800	157,513
BOWSER, PATRICIA A.	000021	000031	000000	71	BOULDER DR	2.920	61,300	94,300	155,600
BOYD, COREY & TRAVIS P	000003	000022	000000	360	PAGE RD	54.410	143,467 cu	215,700	359,167
BOYD, JAMES	000008	000050	00000C	415	BRUSH BROOK RD	3.030	62,400	165,800	228,200
BRAME, WILLIAM S	000005	000050	000000	489	MAIN ST	8.200	115,720 cu	219,100	334,820
BRAME, WILLIAM S	000005	000050	00000A	491	FARNUM RD	4.400	1,838 cu	0	1,838
BRANCH, JERRY	000007	000026	00000C	185	MONUMENT RD	12.700	73,980 cu	314,900	388,880
BRENING, JUNE	000016	000005	000000	23	CHURCH ST	0.580	51,100	117,600	168,700
BRIGHTON, NANCY P	000004	000049	000000		VALLEY RD	11.131	505 cu	0	505
BRIGHTON, NANCY P	000004	000050	000000		VALLEY RD	0.250	4,000	0	4,000

BRIGHTON, NANCY P	000004	000051	000000	149	VALLEY RD	6.700	108,900	357,500	466,400
BRIGHTON, NANCY P	000004	000051	00000A		VALLEY RD	5.600	77,900	0	77,900
BRIGHTON, NANCY P	000004	000052	00000A	151	VALLEY RD	10.200	114,900	0	114,900
BRITTON, THOMAS E	000020	000029	000000	88	EAST SHORE RD	2.349	80,200	44,500	124,700
BROADVEST CORP	000003	000069	000000		PARSONS RD	2.640	57,100	0	57,100
BROOKS, ANTHONY	000010	000007	000000		LAKE RD	0.040	157,000	7,900	164,900
BROOKS, ANTHONY G TRUST	000006	000009	000000	49	OLD MARLBOROUGH RD	11.000	273,300	455,100	728,400
BROSS JR, JOHN	000003	000062	00000B		WINDMILL HILL RD	11.100	2,999 cu	0	2,999
BROSS JR, JOHN A	000003	000062	00000C		WINDMILL HILL RD	30.350	2,152 cu	0	2,152
BROTHERS, APRIL	000021	000017	000000	157	BOULDER DR	2.230	60,900	196,900	257,800
BROWN FAMILY REVOC TRUST	000003	000055	000000	168	LOWER JAFFREY RD	8.500	85,700	87,500	173,200
BROWN, DONALD	000007	000045	000000	35	EAST HARRISVILLE RD	3.100	76,500	108,800	185,300
BROWN, MILTON H	000004	000078	00000E	79	MOSSEY LN	45.000	112,724 cu	150,000	262,724
BROWN, PATRICK D	000008	000037	00000D	243	BRUSH BROOK RD	4.740	91,400	183,200	274,600
BUNCH, LESLIE B	000002	000005	00000A	119	LEARNED RD	6.300	93,800	187,000	280,800
BUNK, DORIS	000007	000073	00000C	124	EAST HARRISVILLE RD	5.150	56,396 cu	38,600	94,996
BUNN, NORMAN E	000003	000009	000000	392	UPPER JAFFREY RD	13.300	68,409 cu	110,900	179,309
BUNN, NORMAN E	000003	000009	00BLDG	388	UPPER JAFFREY RD	0.000	0	300	300
BURNHAM REVOCABLE FAMILY TRUST	000005	000050	00000B		FARNUM RD	1.500	12,500	0	12,500
BURNHAM REVOCABLE FAMILY TRUST	000005	000051	000000	105	FARNUM RD	80.000	96,334 cu	135,800	232,134
BURNHAM REVOCABLE FAMILY TRUST	000005	000054	00000A		FARNUM RD	30.000	8,098 cu	0	8,098
BURNHAM REVOCABLE FAMILY TRUST	000005	000055	000000	158	FARNUM RD	37.000	188,067 cu	238,200	426,267
BURNHAM REVOCABLE FAMILY TRUST	000006	000066	000000		MACVEAGH RD	118.520	11,858 cu	0	11,858
BURNHAM REVOCABLE FAMILY TRUST	000014	000012	000000		MAIN ST	0.030	117,900	800	118,700
BURNHAM, CURTIS	000003	000061	00000B	419	WINDMILL HILL RD	12.000	58,597 cu	154,200	212,797
BURNHAM, PAUL	000003	000054	000000	180	LOWER JAFFREY RD	55.000	97,383 cu	96,500	193,883
BURNHAM, PAUL	000003	000061	00000D	22	WHITNEY DR	10.700	72,775 cu	20,700	93,475
BUSH, PATRICIA A	000008	000004	000000	122	LOWER JAFFREY RD	3.600	65,000	94,300	159,300
CALLAGHAN, CHARLES W.	000006	000018	00000A	17	LAKE RD	5.620	87,500	419,500	507,000
CAMPBELL, HENRY A	000006	000024	00000A	148	SNOW HILL RD	1.800	48,600	141,100	189,700
CAMPBELL, HENRY A	000015	000011	000000	8	FIRE LANE 1	0.060	119,300	-12,300	107,000
CANAS, JOAQUIM	000007	000029	000000	OFF	MONUMENT RD	2.000	2,500	0	2,500
CAPPY, MARGARET W	000014	000006	000000		MAIN ST	0.100	41,600	0	41,600
CAPPY, MARGARET W	000014	000015	000000	40	MERYMAN RD	10.300	270,200	232,100	502,300
CARABELLO, PAUL J	000003	000013	000000	11	FIRE LANE 3	19.540	105,646 cu	436,500	542,146
CARIGNAN, JOSEPH P	000007	000072	00000B		COBB MEADOW RD	5.020	69,800	0	69,800
CARIGNAN, JOSEPH P	000007	000073	000000	221	COBB MEADOW RD	0.610	54,300	128,700	183,000
CARLOCK, ALICE	000021	000034	000000	110	BOULDER DR	2.330	61,400	201,700	263,100
CARNEY, THOMAS J	000005	000047	000000	459	MAIN ST	3.050	104,800	153,600	258,400
CARNEY, THOMAS J	000005	000048	000000		MAIN ST	12.000	608 cu	0	608



CARON, BRENDA J	000003	000024	00000A	158	PAGE RD	3.300	67,000	83,300	150,300
CARPENTER, JUSTIN S	000008	000028	000000	8	COBB MEADOW RD	2.500	66,000	71,700	137,700
CARTER, MIRIAM	000005	000056	00000B	43	CHARCOAL RD	2.700	89,300	111,200	200,500
CARTER, WAYNE	000005	000070	000000		OLD MARLBOROUGH RD	12.100	689 cu	0	689
CATLIN JR, LORING	000013	000003	000000		LAKE RD	0.240	181,800	7,300	189,100
CATLIN JR, LORING	000013	000008	000000	407	LAKE RD	4.000	164,100	394,500	558,600
CATLIN SR, LORING GRANTOR TR	000013	000004	00000A		LAKE RD	0.150	162,400	0	162,400
CATLIN SR, LORING GRANTOR TR	000013	000007	00000A	387	LAKE RD	10.000	226,100	867,900	1,094,000
CAVANAUGH, VELDA JACQUELINE TRUST	000016	000018	000000	6	OLD COMMON RD	1.188	78,500	379,400	457,900
CAYFORD, JAMES	000021	000038	000000	194	BOULDER DR	2.670	63,000	259,400	322,400
CAYFORD, JAMES	000021	000040	000000		GRANITE CIRCLE	3.390	63,200	0	63,200
CERRONI, PETER	000003	000062	00000A	308	WINDMILL HILL RD	13.390	153,390 cu	200,000	353,390
CHACE, CYNTHIA	000014	000016	000000	75	OLD HARRISVILLE RD	11.700	242,900	247,900	490,800
CHAMPAGNE, CHARLES F	000007	000005	00000A	117	WINDMILL HILL RD	4.620	114,200	216,600	330,800
CHAPELL, HELEN T	000014	000005	000000		MAIN ST	0.050	158,100	3,000	161,100
CHESHIRE OIL COMPANY	000008	000022	000000	1561	MAIN ST	3.000	185,500	314,700	500,200
CHRISTIAN, GERALD F	000004	000078	00000C	30	MOSSEY LN	2.000	52,100	131,500	183,600
CHRISTOPHERSON, MARK T.	000020	000032	000000	78	EAST SHORE RD	0.834	72,100	42,300	114,400
CICCHETTI, PAUL	000007	000061	00000A	OFF	COBB MEADOW RD	20.420	55,279 cu	0	55,279
CINQUEMANI, CHRISTOPHER	000003	000032	00000M	61	CRAIG RD	3.520	78,200	305,300	383,500
CLARK EST OF, RUTH	000007	000027	000000		MONUMENT RD	5.000	119 cu	0	119
CLARK, NORMAN H	000008	000032	00000C	64	BRUSH BROOK RD	3.200	70,000	110,600	180,600
CLARK, PATRICIA J	000005	000045	000000	437	MAIN ST	1.850	48,500	46,500	95,000
CLARK, TIMOTHY R	000003	000010	00000B	413	UPPER JAFFREY RD	8.400	86,700	158,700	245,400
CLARKESON, ANN	000006	000046	000000	25	SPUR DR	19.400	314,732 cu	354,100	668,832
CLATER, DAVID J	000003	000032	00000D	36	FORBUSH RD	2.110	70,500	288,200	358,700
CLAY, LAVINIA D	000006	000040	00000A	135	BEECH HILL RD	12.920	306,500	166,200	472,700
CLIFFORD, MICHAEL N	000008	000024	000000	1541	MAIN ST	3.500	84,900	228,400	313,300
CLOUGH, JEFFREY	000006	000003	00000B	139	OLD MARLBOROUGH RD	5.100	195,600	242,500	438,100
CLUKAY, KENNETH B	000008	000050	00000A	445	BRUSH BROOK RD	4.200	67,800	107,800	175,600
COGLIANDRO, CHRIS M	000007	000073	00000B	136	EAST HARRISVILLE RD	6.560	87,700	175,600	263,300
COLANERI, PAUL	000004	000081	000000	124	PERRY PASTURE RD	15.000	55,289 cu	162,100	217,389
COLANTINO, KIRSTEN	000021	000013	000000	113	BOULDER DR	3.120	65,500	179,700	245,200
COLLIER, CHARLES WHITNEY	000003	000072	000000	44	PARSONS RD	9.090	95,995 cu	267,800	363,795
COLLIER, CHARLES WHITNEY	000003	000072	00000A		PARSONS RD	5.090	289 cu	0	289
COLLIER, SALLY TRUSTEE OF THE	000021	000009	000000	17	GRANITE CIRCLE	3.150	72,900	182,700	255,600
COLLINS, JOSEPH M	000004	000031	00000C	71	GOLDMINE RD	3.880	72,900	217,000	289,900
COLON, FRANK	000004	000082	000000	131	PERRY PASTURE RD	6.000	75,800	125,700	201,500
COLTEY, DEBRA J.	000004	000053	00000C	51	HIGH RIDGE RD	9.000	67,600	173,300	240,900
CONTOOCOOK VALLEY SCHOOL	000016	000045	000000	1177	MAIN ST	2.000	127,500	1,364,000	1,491,500

CONWAY, ANN W	000006	000002	000000	46	OLD TROY RD	10.200	162,800	135,300	298,100
COOK, FORREST	000007	000005	00000C	45	WINDMILL HILL RD	5.003	72,600	377,700	450,300
COOPER, PAUL R.	000003	000032	00000F	15	FORBUSH RD	2.450	71,600	274,200	345,800
CORMIER, ELIZABETH	000004	000004	00000B	445	LOWER JAFFREY RD	2.630	57,400	31,900	89,300
COUTTS, WILLIAM B	000020	000003	000000	57	EAST SHORE RD	0.520	141,400	23,000	164,400
COX, KENNETH L	000008	000035	000000	169	BRUSH BROOK RD	20.790	67,964 cu	443,500	511,464
CRAWFORD JR, GEORGE H	000004	000053	00000B	89	HIGH RIDGE RD	4.337	230,200	248,000	478,200
CROCKER JR, AUGUSTUS T	000010	000022	000000		LONE TREE RD	7.350	80,600	0	80,600
CROSIER, LOUIS P	000003	000073	000000	134	PARSONS RD	48.700	231,621 cu	296,400	528,021
CROSIER, LOUIS P.	000004	000006	00000A	OFF	MOSSEY LN	20.000	1,133 cu	0	1,133
CROSIER, LOUIS P.	000004	000043	000000		DOOE RD	127.000	9,956 cu	0	9,956
CROTEAU, BRENDA L ET AL	000020	000018	000000	OFF	STONE POND RD	0.860	14,400	1,600	16,000
CROTEAU, TREVOR A	000020	000010	000000	79	EAST SHORE RD	0.630	139,000	46,500	185,500
CROWELL, RICHARD	000008	000031	000000	49	BRUSH BROOK RD	1.570	61,900	102,000	163,900
CROWLEY FAMILY LIVING TRUST	000003	000075	000000	144	PARSONS RD	43.000	102,678 cu	260,900	363,578
CUDDIHEE, RICHARD W REVOC TRST	000008	000037	00000G	39	GREENWOOD RD	4.580	141,500	343,500	485,000
CUTTER, JAMES WILLIAM	000005	000037	000000	349	MAIN ST	0.840	90,800	87,200	178,000
CZUY, TED J	000020	000007	000000	71	EAST SHORE RD	0.540	132,300	26,900	159,200
D HOUSE LLC	000004	000021	00000A	161	OLD PETERBOROUGH RD	23.000	157,300	0	157,300
D HOUSE LLC	000008	000013	000000	161	OLD PETERBOROUGH RD	25.000	163,900	0	163,900
DAHL, ZEBULON C.	000003	000044	000000	23	KORPI RD	1.800	56,900	87,900	144,800
DAMS OF DUBLIN LLC	000004	000200	000000		DAM	0.000	0	10,000	10,000
DARIUS, CHARLY P.	000021	000018	000000	171	BOULDER DR	2.420	50,900	201,100	252,000
DARK POND INC	000006	000061	000000		ROUTE 101	139.000	15,398 cu	0	15,398
DAVID & MARY JANE MUELLER TRUST	000021	000036	000000	146	BOULDER DR	2.160	57,600	160,800	218,400
DAVIDSON NAGY, OLGA M	000014	000010	000000		MAIN ST	0.100	162,900	6,200	169,100
DAVIDSON NAGY, OLGA M	000014	00007A	000000		MAIN ST	0.080	78,400	0	78,400
DAVIDSON, SALLY	000006	000054	000000	216	OLD HARRISVILLE RD	29.000	202,242 cu	559,600	761,842
DAVIS, DIANE T	000005	000005	000000	508	OLD CHESHAM RD	2.000	49,400	78,000	127,400
DAVIS, NORMAN R & PATRICIA H	000008	000033	00000A	58	COBB MEADOW RD	5.300	69,000	246,300	315,300
DAVIS, NORMAN R & PATRICIA H	000008	000037	00000T		FOREST ROAD	34.110	1,667 cu	0	1,667
DAVIS, NORMAN R & PATRICIA H	000008	000037	00000U		FOREST ROAD	44.170	2,255 cu	0	2,255
DE MARNEFFE, FRANCIS	000010	000009	000000		LAKE RD	0.020	76,600	2,400	79,000
DE MARNEFFE, FRANCIS	000010	000025	000000	175	LAKE RD	4.300	80,200	332,900	413,100
DELILL, FLORENCE C	000008	000003	00000B	17	PINE ACRES LN	4.200	60,800	16,100	76,900
DELNERO, PAUL A.	000007	000008	00000E	180	PIERCE RD	2.180	55,500	121,900	177,400
DELPHIA, PAUL D	000016	000015	000000	1082	MAIN ST	7.750	107,200	229,700	336,900
DELROSSI, DAVID	000008	000033	000000	73	BRUSH BROOK RD	11.750	142,300	342,600	484,900
DESMARAIS, CHRISTOPHER A.	000004	000063	000000		DOOE RD EXT	103.000	5,733 cu	0	5,733
DEVINNE, CHARLES D REV TRUST	000003	000043	000000	58	FROST POND RD	1.400	243,400	142,300	385,700

DEVLIN, JOHN WILLIAM	000021	000039	000000	88	GRANITE CIRCLE	2.490	65,800	205,300	271,100
DEWEY, MRS BRADLEY	000006	000047	00000A		OLD HARRISVILLE RD	12.200	118,200	0	118,200
DEWITT, JUDITH A	000008	000037	00000R	22	GREENWOOD RD	5.080	97,900	319,400	417,300
DOHERTY ONE FAMILY TRUST	000008	000037	00000P	64	GREENWOOD RD	5.010	93,900	364,700	458,600
DONOHUE, ROBERT W	000003	000039	00000A	25	FROST POND RD	2.180	115,000	184,500	299,500
DORSEY, JEREMIAH E TRUSTEE OF THE	000004	000039	000000	173	GOLDMINE RD	27.100	181,500	236,100	417,600
DOYLE FAMILY REALTY TRUST '04	000005	000027	000000	49	CAMP ROCKNE LN	19.000	127,800	0	127,800
DOYLE FAMILY REALTY TRUST '04	000005	000029	000000		CAMP ROCKNE LN	4.000	129,100	1,900	131,000
DOYLE FAMILY REALTY TRUST '04	000005	000031	000000	327	CAMP ROCKNE LN	3.440	247,900	260,300	508,200
DOYLE, PETER T	000007	000032	000000		COBB MEADOW RD	4.000	62,300	0	62,300
DRAIN, RANDOLPH	000007	000007	000000	141	WINDMILL HILL RD	1.190	54,100	79,800	133,900
DRAKEUNDERKOFFLER, PETER C	000004	000057	000000	47	VALLEY RD	26.450	250,000	216,100	466,100
DRORY, MICHAEL D	000021	000004	000000	20	GRANITE CIRCLE	3.040	72,300	188,700	261,000
DUBLIN CHRISTIAN ACADEMY	000003	000027	000000	106	PAGE RD	94.000	394,436 eu	944,900	1,339,336
DUBLIN CHRISTIAN ACADEMY	000003	000028	000000	121	PAGE RD	33.480	197,518 eu	1,598,200	1,795,718
DUBLIN CHRISTIAN ACADEMY	000003	000059	000000	14	FACULTY LN	32.160	274,026 eu	751,200	1,025,226
DUBLIN COMMUNITY CENTER	000016	000036	000000	1123	MAIN ST	0.250	36,000	129,600	165,600
DUBLIN COMMUNITY CENTER	000016	000036	000TAX	1123	MAIN ST	0.000	0	64,100	64,100
DUBLIN COMMUNITY CHURCH	000016	000037	000000	1125	MAIN ST	2.470	80,800	544,800	625,600
DUBLIN COMMUNITY CHURCH	000016	000037	00BLDG	1125	MAIN ST	0.000	0	13,700	13,700
DUBLIN CONSERVATION COMM	000004	000036	000000		BACKLAND	12.500	15,500	0	15,500
DUBLIN DEVELOPMENT, LLC	000008	000050	000003		SPRUCE RIDGE DR	4.120	80,700	0	80,700
DUBLIN HISTORICAL SOCIETY	000016	000046	000000	1179	MAIN ST	0.230	33,500	86,700	120,200
DUBLIN HOUSE TRUST	000006	000012	000000	20	FIRE LANE 2	196.300	428,183 eu	800,100	1,228,283
DUBLIN HOUSE TRUST	000009	000002	000000		LAKE RD	4.720	1,630 eu	0	1,630
DUBLIN HOUSE TRUST	000009	000004	000000		LAKE RD	34.010	6,420 eu	0	6,420
DUBLIN HOUSE TRUST	000010	000002	000000		LAKE RD	0.270	123,700	0	123,700
DUBLIN LAKE CLUB	000005	000062	00000A		CHARCOAL RD	0.170	2,600	0	2,600
DUBLIN LAKE CLUB	000005	000063	000000	188	OLD MARLBOROUGH RD	114.000	258,207 eu	865,500	1,123,707
DUBLIN LAKE CLUB	000006	000003	000000		OLD MARLBOROUGH RD	0.200	35,000	0	35,000
DUBLIN LAKE CLUB	000015	000003	000000	34	LAKE RD	16.500	1,042,100	425,100	1,467,200
DUBLIN SAND & GRAVEL, LLC	000007	000039	00000A		COBB MEADOW RD	1.800	31,300	0	31,300
DUBLIN SAND & GRAVEL, LLC	000007	000039	00000B		EAST HARRISVILLE RD	200.000	211,851 eu	0	211,851
DUBLIN SAND & GRAVEL, LLC	000007	000074	000000		COBB MEADOW RD	0.030	700	0	700
DUBLIN SCHOOL INC	000006	000036	000000	1132	MAIN ST	13.500	65,864 eu	176,000	241,864
DUBLIN SCHOOL INC	000006	000037	00000A		DUBLIN RD	2.500	51,200	0	51,200
DUBLIN SCHOOL INC	000006	000038	000000		DUBLIN RD	27.000	192,100	0	192,100
DUBLIN SCHOOL INC	000006	000039	000000		DUBLIN RD	176.000	1,066,700	-275,800	790,900
DUBLIN SCHOOL INC	000006	000039	EXEMPT		DUBLIN RD	0.000	0	561,200	561,200
DUBLIN SCHOOL INC	000006	000041	000000		DUBLIN RD	41.500	351,300	-88,200	263,100

DUBLIN SCHOOL INC	000006	000041	EXEMPT		DUBLIN RD	0.000	0	144,300	144,300
DUBLIN SCHOOL INC	000006	000043	000000	39	WILLIAM NORTH RD	12.400	938,800	-132,900	805,900
DUBLIN SCHOOL INC	000006	000043	EXEMPT	24	LEHMANN WAY	0.000	0	4,534,100	4,534,100
DUBLIN SCHOOL INC	000006	000044	000000	24	LEHMANN WAY	0.110	29,400	628,600	658,000
DUBLIN SCHOOL INC	000006	000045	000000	37	LEHMANN WAY	19.750	237,000	448,700	685,700
DUBLIN SCHOOL INC	000006	000045	00000A	24	OLD COMMON RD	0.250	45,600	99,900	145,500
DUBLIN SCHOOL INC	000006	000045	EXEMPT	24	SCHOOL HOUSE RD	0.000	0	804,000	804,000
DUBLIN SCHOOL INC	000007	000018	000000	1192	MAIN ST	5.100	84,600	89,900	174,500
DUBLIN SCHOOL INC	000015	000007	000000		FIRE LANE 1	0.030	116,800	0	116,800
DUBLIN SCHOOL INC	000015	000008	000000	13	FIRE LANE 1	0.040	117,400	21,900	139,300
DUBLIN SCHOOL INC	000016	000017	000000		MAIN ST	1.900	60,400	-12,100	48,300
DUBLIN SCHOOL INC	000016	000017	EXEMPT		MAIN ST	0.000	0	12,100	12,100
DUBLIN SCHOOL INC	000016	000019	000000	3	GILLESPIE WAY	0.550	72,500	198,100	270,600
DUBLIN SCHOOL INC	000016	000020	000000	6	GILLESPIE WAY	3.200	191,900	114,800	306,700
DUBLIN SCHOOL INC	000016	000021	000000	946	DUBLIN RD	0.350	57,500	96,700	154,200
DUBLIN SCHOOL INC	000016	000023	000000	18	LEHMANN WAY	0.600	81,200	774,300	855,500
DUBLIN SCHOOL INC	000016	000024	000000	8	LEHMANN WAY	1.100	85,100	110,600	195,700
DUBLIN SCHOOL INC	000016	000024	EXEMPT	8	LEHMANN WAY	0.000	0	160,200	160,200
DUBLIN SCHOOL INC	000016	000025	000000		DUBLIN RD	0.500	49,600	0	49,600
DUBLIN SCHOOL INC	000016	000026	000000		DUBLIN RD	1.000	71,200	0	71,200
DUBLIN SCHOOL INC	000016	000027	000000	873	DUBLIN RD	0.460	50,600	194,300	244,900
DUBLIN SCHOOL INC	000016	000028	000000		DUBLIN RD	0.550	50,400	6,900	57,300
DUBLIN SCHOOL INC	000016	000030	000000	903	DUBLIN RD	0.290	43,500	155,200	198,700
DUBLIN SCHOOL, INC.	000006	000037	000000		DUBLIN RD	81.000	37,445 cu	21,100	58,545
DUBLIN WOMENS CLUB	000015	000012	000000	1004	MAIN ST	0.380	219,700	20,500	240,200
DUBLIN WOMENS CLUB	000015	000013	000000	1002	MAIN ST	0.130	42,800	0	42,800
DUBLIN, TOWN OF	000001	000002	000000		OLD TROY RD	150.000	825,900	0	825,900
DUBLIN, TOWN OF	000001	000007	00000B		OLD TROY RD	17.000	129,400	0	129,400
DUBLIN, TOWN OF	000003	000023	000000		BACKLAND	5.500	27,500	0	27,500
DUBLIN, TOWN OF	000003	000047	000000		LOWER JAFFREY RD	42.000	200,900	0	200,900
DUBLIN, TOWN OF	000004	000008	000000		LOWER JAFFREY RD	2.000	6,400	0	6,400
DUBLIN, TOWN OF	000004	000011	000000		LOWER JAFFREY RD	8.000	9,400	0	9,400
DUBLIN, TOWN OF	000004	000012	000000		LOWER JAFFREY RD	10.000	10,400	0	10,400
DUBLIN, TOWN OF	000004	000013	00000A		LOWER JAFFREY RD	12.000	11,400	0	11,400
DUBLIN, TOWN OF	000004	000014	000000		BACKLAND	4.000	2,000	0	2,000
DUBLIN, TOWN OF	000004	000015	00000A		MAIN ST	42.900	20,400	0	20,400
DUBLIN, TOWN OF	000004	000015	00000B		MAIN ST	2.700	16,900	0	16,900
DUBLIN, TOWN OF	000004	000016	000000		ROUTE 101	16.000	125,100	0	125,100
DUBLIN, TOWN OF	000004	000017	000000		OLD PETERBOROUGH RD	0.230	10,200	0	10,200
DUBLIN, TOWN OF	000005	000039	00000A		RTE 101 REAR	6.000	27,000	0	27,000

DUBLIN, TOWN OF	000005	000043	000000		MARLBOROUGH RD	40.820	435,900	0	435,900
DUBLIN, TOWN OF	000005	000049	000000		MAIN ST	6.750	10,700	0	10,700
DUBLIN, TOWN OF	000005	000056	0000A		CHARCOAL RD	17.000	1,300	0	1,300
DUBLIN, TOWN OF	000006	000008	0000A		BACKLAND	2.000	9,500	0	9,500
DUBLIN, TOWN OF	000006	000035	000000		CHURCH ST	12.500	115,200	6,800	122,000
DUBLIN, TOWN OF	000007	000028	000000		MONUMENT RD	2.000	6,000	0	6,000
DUBLIN, TOWN OF	000007	000070	000000	130	COBB MEADOW RD	79.000	407,100	167,500	574,600
DUBLIN, TOWN OF	000008	000003	000000		LOWER JAFFREY RD	8.350	65,500	0	65,500
DUBLIN, TOWN OF	000008	000003	00000E		LOWER JAFFREY RD	16.000	6,700	0	6,700
DUBLIN, TOWN OF	000008	000003	00000F		PINE ACRES LN	9.000	4,500	0	4,500
DUBLIN, TOWN OF	000008	000007	0000A	OFF	LOWER JAFFREY RD	11.000	13,800	0	13,800
DUBLIN, TOWN OF	000008	000007	00000B		LOWER JAFFREY RD	1.200	5,100	0	5,100
DUBLIN, TOWN OF	000008	000011	000000		ROUTE 101	4.000	10,000	0	10,000
DUBLIN, TOWN OF	000008	000017	0000A		R/O/W	34.000	155,000	0	155,000
DUBLIN, TOWN OF	000008	000020	000000		BACKLAND	10.000	47,500	0	47,500
DUBLIN, TOWN OF	000012	000009	000000		LAKE RD	0.060	40,700	0	40,700
DUBLIN, TOWN OF	000012	000009	0000A		LAKE RD	0.030	39,600	0	39,600
DUBLIN, TOWN OF	000015	000014	000000		OLD COMMON RD	1.770	35,800	0	35,800
DUBLIN, TOWN OF	000015	000015	000000		CEMETERY	1.990	15,100	1,600	16,700
DUBLIN, TOWN OF	000015	000016	000000		CEMETERY	7.560	20,900	0	20,900
DUBLIN, TOWN OF	000016	000004	000000	1122	MAIN ST	0.110	23,300	91,500	114,800
DUBLIN, TOWN OF	000016	000009	000000		8 CHURCH ST	0.580	70,700		186,500
DUBLIN, TOWN OF	000016	000010	000000	1120	MAIN ST	0.100	20,400		596,700
DUBLIN, TOWN OF	000016	000011	000000	1114	MAIN ST	0.520	62,300		854,700
DUBLIN, TOWN OF	000016	000029	000000		DUBLIN RD	0.500	49,500	0	49,500
DUBLIN, TOWN OF	000016	000034	000000	1113	MAIN ST	0.230	46,400	161,800	208,200
DUBLIN, TOWN OF	000017	000011	0000A		MAIN ST	15.675	69,900	0	69,900
DUBLIN, TOWN OF	000017	000021	000000	1251	MAIN ST	0.630	72,000	220,100	292,100
DUCKBURG HOLDINGS, LLC	000005	000001	000000	13	MAIN ST	5.200	93,900	356,800	450,700
DUGAN, JOHN G	000021	000043	000000	244	BOULDER DR	3.460	67,100	152,100	219,200
DUMAS, GREGORY P.	000020	000036	000000		LADY SLIPPER LN	0.160	11,900	8,700	20,600
DUNN, MICHAEL P	000004	000053	00000H		HIGH RIDGE RD	3.590	58,300	0	58,300
DUNN, MICHAEL P.	000020	000035	000000	5	LADY SLIPPER LN	0.250	47,200	5,700	52,900
DUNNING JR, DENNIS W	000007	000043	000000	49	EAST HARRISVILLE RD	0.500	52,300	95,100	147,400
DWYER, WENDY B	000021	000015	000000	137	BOULDER DR	5.116	82,000	208,300	290,300
EATON, HUGH M	000001	000007	000000	186	OLD TROY RD	2.030	96,100	225,100	321,200
EATON, HUGH M	000001	000007	00000C		OLD TROY RD	91.210	113,506 cu	81,000	194,506
EATON, HUGH M	000002	000001	000000	185	OLD TROY RD	9.630	145,100	482,300	627,400
EATON, HUGH M	000002	000001	00000B		OLD TROY RD	102.590	41,091 cu	12,200	53,291
EATON, HUGH M	000002	000001	00000C	193	OLD TROY RD	3.210	71,100	500,900	572,000



EAVES, JEREMY R	000008	000003	00000G	129 LOWER JAFFREY RD	3.740	69,100	99,600	168,700
ECKERT, RICHARD	000021	000029	000000	67 GRANITE CIRCLE	3.400	77,500	171,400	248,900
EDELKIND, HARVEY A TRUSTEE OF	000003	000024	000000	PAGE RD	96.900	5,496 cu	0	5,496
EDELKIND, HARVEY A TRUSTEE OF	000003	000024	00000B	300 PAGE RD	27.800	78,500 cu	257,900	336,400
EDICK, ROBERT L	000004	000025	000000	10 GOLDMINE RD	2.000	66,900	146,200	213,100
EDICK, ROBERT L	000004	000062	00000D	265 DOOE RD	5.000	68,200	151,500	219,700
ELCOATE, LAURA A	000021	000044	000000	250 BOULDER DR	2.630	70,200	212,200	282,400
ELDER, BRUCE A.	000016	000039	000000	1133 MAIN ST	5.700	74,400	79,100	153,500
ELDER, DAVID & VERA REV TRST	000007	000002	000000	159 UPPER JAFFREY RD	1.750	59,600	135,000	194,600
ELKAVITCH, MICHAEL P	000019	000001	00000A	85 MONUMENT RD	2.070	60,500	97,100	157,600
ELLIS, ERNEST	000007	000018	00000L	35 CHESTNUT HILL RD	3.820	177,100	306,700	483,800
EMMANUEL CHURCH	000016	000022	000000	924 DUBLIN RD	2.360	108,200	315,000	423,200
ESTEBAN, JOHN G	000004	000044	000000	39 DOOE RD	5.500	69,700	175,800	245,500
FACTOR, JASON	000003	000014	000000	12 OXBOW RD	2.400	53,600	176,100	229,700
FAIRPOINT COMMUNICATIONS	0000TL	00FAIR	000000	TOWN WIDE	0.000	0	508,500	508,500
FAIRPOINT COMMUNICATIONS, INC.	000017	000019	000000	16 MONUMENT RD	0.900	78,700	197,300	276,000
FALES, GREGORY C	000002	000007	00000A	86 BURPEE RD	2.000	42,000	86,700	128,700
FEATHERSTON, JAMES B	000016	000006	000000	42 CHURCH ST	1.300	54,100	141,800	195,900
FELDMAN, HAL S.	000007	000046	00000F	62 EAST HARRISVILLE RD	3.800	68,700	129,200	197,900
FELLOWS, JAMES E.	000004	000035	000000	127 GOLDMINE RD	4.500	75,600	39,200	114,800
FIELD, DAVID	000005	000054	000000	551 MAIN ST	1.300	51,700	88,500	140,200
FILASKI, CRAIG	000008	000050	000002	60 SPRUCE RIDGE DR	2.180	74,000	170,300	244,300
FITZGERALD, MICHAEL A.	000008	000037	00000A	211 BRUSH BROOK RD	3.400	60,700	122,200	182,900
FITZPATRICK, DONALD	000004	000031	00000B	85 GOLDMINE RD	3.290	69,900	120,200	190,100
FLETCHER, GREGG	000003	000060	00000B	463 WINDMILL HILL RD	2.010	60,800	164,000	224,800
FLETCHER, WALTER L	000003	000060	000000	WINDMILL HILL RD	2.040	64,200	0	64,200
FLICK JR, ARTHUR W	000017	000007	000000	1236 MAIN ST	4.000	67,400	179,800	247,200
FLYNN, CHRISTOPHER	000007	000051	000000	1443 MAIN ST	5.130	71,900	109,400	181,300
FLYNN, DORIS M	000011	000001	000000	LAKE RD	0.090	41,600	0	41,600
FLYNN, DORIS M	000011	000009	000000	97 LAKE RD	1.500	57,800	248,600	306,400
FOECKING, BERNED	000004	000024	000000	200 OLD PETERBOROUGH RD	8.000	105,000	124,700	229,700
FOLEY, LAURANCE J	000007	000062	000000	107 COBB MEADOW RD	1.270	66,400	100,900	167,300
FOOTE JR, GEORGE B	000006	000018	00000D	PUMPELLE RD	88.500	26,519 cu	0	26,519
FOOTE JR, GEORGE B	000010	000006	000000	LAKE RD	0.020	117,300	7,000	124,300
FOOTE, LISA	000010	000005	000000	LAKE RD	0.040	39,900	0	39,900
FOOTE, LISA H	000006	000020	000000	76 PUMPELLE LN	8.160	206,000	756,500	962,500
FOOTE, NATHANIEL W	000006	000008	000000	OLD MARLBOROUGH RD	13.000	762 cu	0	762
FORBES, LYDIA APPEL	000006	000003	00000A	9 OLD TROY RD	5.230	121,600	244,000	365,600
FORBES, LYDIA APPEL	000015	000006	000000	14 FIRE LANE 1	0.030	116,900	14,000	130,900
FOUGERE, DANIEL J.	000021	000020	000000	211 BOULDER DR	13.760	73,303 cu	159,500	232,803

FOX, BRUCE	000006	000060	000000	716	MAIN ST	7.000	97,800	247,800	345,600
FOX, THOMAS B	000019	000005	000000	50	MONUMENT RD	1.300	54,100	80,000	134,100
FREEMAN, ANDREW B	000017	000022	000000	1257	MAIN ST	1.500	83,600	240,400	324,000
FREEMAN, ANDREW B	000018	000006	000000		MAIN ST	8.000	130,300	0	130,300
FRENCH, BRIAN	000008	000032	00000B	82	BRUSH BROOK RD	3.450	67,700	154,000	221,700
FRENCH, PAUL D	000004	000047	000003	141	DOOE RD	5.080	59,000	215,200	274,200
FRYVIEW, LLC	000008	000015	000000	57	OLD PETERBOROUGH RD	58.500	216,419 cu	310,800	527,219
GABEL, DALE G	000006	000007	000000	55	OLD MARLBOROUGH RD	9.900	116,700	254,000	370,700
GALLAGHER, CHRIS	000007	000063	000000	115	COBB MEADOW RD	1.500	61,100	116,800	177,900
GANNETT, MARION S	000004	000021	000000	157	OLD PETERBOROUGH RD	10.800	121,200	290,800	412,000
GANNON, THOMAS J	000005	000036	000000	326	MAIN ST	1.200	38,600	54,200	92,800
GARNER, JEFFREY S	000006	000021	000000	87	SNOW HILL RD	9.000	267,452 cu	353,300	620,752
GARNER, JEFFREY S	000006	000029	00000A		UPPER JAFFREY RD	5.648	466 cu	0	466
GARRETT-LARSEN, JAY N	000004	000045	00000B	69	DOOE RD	8.900	85,500	161,500	247,000
GEKAS, DEAN G	000003	000066	000000	208	WINDMILL HILL RD	5.340	90,300	137,100	227,400
GEKAS, THEODORE G	000007	000008	00000A	155	WINDMILL HILL RD	14.600	66,501 cu	208,900	275,401
GENTILE, RALPH N	000003	000010	00000C	411	UPPER JAFFREY RD	8.400	113,751 cu	153,900	267,651
GENTILE, RALPH N	000003	000010	00000D		UPPER JAFFREY RD	8.700	4,012 cu	0	4,012
GERMAIN FAMILY REVOCABLE TRUST	000002	000013	000000		BURPEE RD	37.000	1,607 cu	0	1,607
GERMAIN FAMILY REVOCABLE TRUST	000002	000014	000000	175	BURPEE RD	2.000	122,000	229,300	351,300
GERMOND, HENRY	000004	000006	000000	241	GOLDMINE RD	61.000	52,084 cu	121,200	173,284
GLAIMO, FRED J	000008	000038	00000A	250	BRUSH BROOK RD	9.300	95,500	149,100	244,600
GIANDALONE, JOSEPH P.	000005	000006	000000	73	CHESHAM RD	8.500	82,400	64,100	146,500
GILLESPIE, BEAU R	000006	000006	000000	26	THISTLE DR	20.140	145,027 cu	736,100	881,127
GILLESPIE, BEAU R	000010	000004	000000		EAST LAKE RD	0.030	118,400	12,100	130,500
GIRL SCOUTS OF THE	000005	000022	000000		CAMP ROCKNE LN	132.000	7,605 cu	0	7,605
GLEASON, GEORGE F	000006	000057	000000		BLACKBERRY LN	1.500	19,900	0	19,900
GLENN, WILLIAM A.L.	000002	000003	00000B	187	MILLBROOK RD	395.000	112,996 cu	124,300	237,296
GODINE, DAVID	000003	000003	000000	42	CLOSE RD	31.990	104,290 cu	452,200	556,490
GOLDMINE ROAD PROPERTY, LLC.	000004	000038	00000A	172	GOLDMINE RD	8.560	101,672 cu	114,500	216,172
GOODBY, ROBERT G.	000008	000037	00000K	144	GREENWOOD RD	2.900	88,100	243,700	331,800
GOODWIN, WILLARD W	000007	000003	00000B	50	WINDMILL HILL RD	2.000	57,600	274,800	332,400
GOTTLEB, DAVID & BERNICE	000007	000011	000000	157	PIERCE RD	3.200	59,400	126,600	186,000
GRAMER, MICHAEL	000001	000001	00000A	24	HATHERSAGE LN	6.105	141,157 cu	128,200	269,357
GRANT, BENTON	000006	000059	00000D	779	MAIN ST	10.100	109,300	30,300	139,600
GRANT, IRENE A	000006	000059	00000A	40	STONLEA LN	83.400	88,956 cu	222,100	311,056
GRANT, IRENE A	000006	000063	00000A		BLACKBERRY LN	0.500	2,600	0	2,600
GRAVES, LAWRENCE	000010	000023	00000A	145	LAKE RD	5.550	76,400	398,500	474,900
GRAVES, PAUL	000021	000016	000000	145	BOULDER DR	2.573	59,400	167,600	227,000
GRAZING LANDS, LLC	000005	000003	000000	7	CHESHAM RD	27.930	68,632 cu	500	69,132

GREENE, R ALAN	000007	000016	00000A	12 OLD COUNTY RD	13.100	72,588 cu	254,900	327,488
GREENE, R ALAN	000007	000056	00000A	36 GOWING LANE	8.200	86,300	107,200	193,500
GREENE, R ALAN	000007	000057	000000	GOWING LANE	2.200	49,700	0	49,700
GREENHALGH, ZAIGA	000003	000071	000000	88 WINDMILL HILL RD	12.000	83,757 cu	348,900	432,657
GREENLAW, JACOB A.	000004	000003	000000	481 LOWER JAFFREY RD	2.000	57,800	168,900	226,700
GULLA, BEATRICE P	000021	000019	000000	201 BOULDER DR	2.330	65,000	190,900	255,900
GURNEY, WILLIAM B	000021	000014	000000	121 BOULDER DR	3.675	65,100	186,100	251,200
HADDOCK, DORIS R	000007	000034	000000	COBB MEADOW RD	0.130	2,100	0	2,100
HADDOCK, JAMES C	000007	000035	00000A	273 COBB MEADOW RD	2.330	65,200	143,900	209,100
HALE, JESSIE S	000010	000013	000000	144 LAKE RD	5.200	992,000	316,300	1,308,300
HALL, MURIEL T	000017	000002	000000	MAIN ST	34.000	57,904 cu	0	57,904
HAMPERS, DR CONSTANTINE	000006	000015	00000A	105 LAKE RD	94.700	349,449 cu	1,306,100	1,655,549
HANDY, ALBERT M	000003	000007	000000	350 UPPER JAFFREY RD	22.800	133,496 cu	283,700	417,196
HANSON, LORRAINE B	000016	000013	000000	1102 MAIN ST	0.840	55,700	126,600	182,300
HARDY, ELEANOR M TRUST	000004	000067	000000	186 VALLEY RD	2.070	61,100	219,100	280,200
HARRIOTT, JESSE	000007	000023	00000A	136 MONUMENT RD	3.500	71,000	91,400	162,400
HARRIS CENTER FOR	000008	000051	000000	BRUSH BROOK RD	0.270	16 cu	0	16
HARTWELL, JOHN	000008	000026	000000	23 BRUSH BROOK RD	2.000	63,500	118,300	181,800
HARTY, DENNIS	000005	000007	000000	494 OLD CHESHAM RD	3.500	55,200	103,400	158,600
HEALY, ELIZABETH	000005	000061	000000	96 CHARCOAL RD	3.410	137,200	231,000	368,200
HEALY, MAUREEN J	000004	000040	000000	179 GOLDMINE RD	5.200	72,572 cu	129,200	201,772
HEARN, ALLEN L	000002	000015	000000	188 BURPEE RD	18.000	176,544 cu	212,300	388,844
HEDSTROM, DAVID A.	000018	000010	000000	85 OLD COUNTY RD	8.000	146,500	364,400	510,900
HEIMAN, JAMES R.	000008	000037	00000F	27 GREENWOOD RD	4.130	105,700	236,800	342,500
HENDERSON FOUNDATION	000006	000010	000001	MARLBOROUGH RD	4.000	19,000	0	19,000
HENNESSY, DANA P	000003	000040	000000	40 KORPI RD	0.940	57,500	226,200	283,700
HIGH MEADOW REALTY TRUST	000005	000072	000000	198 KERSHAW AVE	22.000	171,613 cu	270,800	442,413
HIGLEY, BARTON D	000003	000053	00000D	533 WINDMILL HILL RD	2.945	64,600	189,800	254,400
HILL, ANTONY J DEVILLIERS	000003	000010	00000E	UPPER JAFFREY RD	8.700	92,600	0	92,600
HILL, DANIEL N	000007	000046	00000D	32 EAST HARRISVILLE RD	5.100	78,500	190,200	268,700
HINES, MATTHEW	000008	000028	00000A	34 COBB MEADOW RD	1.380	57,300	30,900	88,200
HIPPLE, GLEN H	000008	000023	000000	ROUTE 101	0.130	4,800	0	4,800
HOLLINGSWORTH PINNACLE LLC	000008	000016	000000	OLD PETERBOROUGH RD	150.490	7,388 cu	0	7,388
HOLMES, ALFRED M	000019	000003	000000	78 MONUMENT RD	2.400	62,200	48,800	111,000
HOLMES, WILLIAM	000007	000059	000000	16 GOWING LANE	0.800	47,500	65,100	112,600
HOPKINS, THOMAS W	000008	000050	00000B	433 BRUSH BROOK RD	13.960	55,377 cu	186,200	241,577
HOPKINS, TIMOTHY	000003	000032	00000A	141 PAGE RD	2.090	72,000	218,300	290,300
HORGAN, KAREN ENG REV TRUST	000017	000004	000000	1256 MAIN ST	0.980	58,600	112,000	170,600
HORN, KEVIN P	000004	000061	000000	215 DOOE RD	1.500	42,500	108,800	151,300
HOWARD, LYNN	000003	000013	00000C	30 FIRE LANE 3	41.000	84,587 cu	65,300	149,887

HUGHLETT, JEFFREY R	000008	000034	00000F		RICHARDSON RD	24.900	1,090	cu	0	1,090
HUGHLETT, JEFFREY R	000008	000034	0000FG		GRAVEL PIT	6.300	94,500		0	94,500
HULSLANDER, THOMAS A.	000016	000040	000000	1143	MAIN ST	2.060	57,900		175,500	233,400
HUNGERFORD, ANDREW	000016	000031	000000	913	DUBLIN RD	1.100	62,200		176,000	238,200
HUNT, WAYNE	000005	000028	000000	325	MAIN ST	3.440	51,700		79,300	131,000
HUXLEY, ROBERT JOHN	000004	000067	00000E	172	VALLEY RD	4.179	63,200		154,600	217,800
IMHOFF, PETER H	000006	000047	00000B	82	OLD HARRISVILLE RD	30.340	123,014	cu	728,900	851,914
INDIAN RIDGE ASSOCIATES	000010	000015	000000		LAKE RD	0.020	39,200		0	39,200
INTERVAL CONSTRUCTION CORP	000008	000012	000000	32	BERNIER LN	42.298	81,740	cu	124,600	206,340
IRWIN, ANDREW T	000007	000004	00000B	21	CHESTNUT HILL RD	5.690	100,800		323,500	424,300
IRWIN, ANDREW T.	000007	000004	00000A		WINDMILL HILL RD	3.700	58,700		0	58,700
JACKSON, GUY L	000007	000001	000000	161	UPPER JAFFREY RD	4.000	120,500		287,200	407,700
JACOBS JR, CARL B LIVING TRUST	000005	000071	00000B	644	OLD MARLBOROUGH RD	9.600	148,500		59,100	207,600
JACOBSON, MARY D	000017	000020	000000	1245	MAIN ST	1.160	51,400		99,000	150,400
JADAK REALTY TRUST	000003	000067	000000	168	WINDMILL HILL RD	35.930	358,416	cu	453,400	811,816
JADAK REALTY TRUST	000007	000008	000000	163	WINDMILL HILL RD	25.530	96,750	cu	17,500	114,250
JADAK REALTY TRUST	000007	000018	00000E		CHESTNUT HILL RD	3.100	52,100		0	52,100
JAMES JR, ALEXANDER	000010	000001	000000	194	LAKE RD	0.050	120,600		8,300	128,900
JAMES JR, ALEXANDER	000010	000029	000000	37	FERNLEA DR	4.200	70,700		124,400	195,100
JAMES, CHRISTOPHER P	000007	000016	000000	8	OLD COUNTY RD	3.700	75,800		222,000	297,800
JAMESON, DEBBIE A	000004	000078	00000D	51	MOSSEY LN	2.500	51,300		153,300	204,600
JEAN FAMILY REV TRUST OF 2008	000004	000067	00000D	178	DOOE RD	5.000	56,000		146,600	202,600
JOHN W. HARRIS FAMILY TRUST	000007	000004	000000		MAIN ST REAR	12.580	339	cu	0	339
JOHN W. HARRIS FAMILY TRUST	000007	000018	00000M		MAIN ST	79.200	2,928	cu	0	2,928
JOHNSON, ELIZABETH REVOC	000004	000053	00000A	92	HIGH RIDGE RD	4.590	124,700		410,300	535,000
JOKI, RONALD W	000020	000001	000000	53	EAST SHORE RD	0.390	134,600		-29,100	105,500
JONES, GREGORY	000003	000060	00000A	447	WINDMILL HILL RD	2.990	72,100		158,400	230,500
JONES, JOANNE W	000018	000005	00000A	19	OLD COUNTY RD	1.400	58,000		108,500	166,500
JOST, WILLARD H & CAROL A	000008	000034	00000C	44	RICHARDSON RD	0.600	4,600		0	4,600
JUSTINE E. AUCHINCLOSS REVOCABLE TRUST	000002	000002	000000	68	MILLBROOK RD	55.000	129,061	cu	546,000	675,061
JUSTINE E. AUCHINCLOSS REVOCABLE TRUST	000006	000056	000000		OLD HARRISVILLE RD	3.700	206	cu	0	206
JUSTINE E. AUCHINCLOSS REVOCABLE TRUST	000014	000017	000000		MAIN ST	0.180	207,700		1,400	209,100
JUTRAS, CHRISTOPHER	000007	000058	000000	1494	MAIN ST	13.300	101,900		143,200	245,100
KALVAITIS, TRACEY MA	000007	000035	000000	295	COBB MEADOW RD	28.000	59,825	cu	97,700	157,525
KARLSON, RONALD E	000007	000054	000000	75	GERRY RD	18.000	50,883	cu	142,400	193,283
KARO, KARENA M	000008	000029	000000	37	COBB MEADOW RD	0.600	57,000		82,700	139,700
KASTNER, CHRISTINE J. & FIELDS, BRUCE R.	000008	000027	000000	11	WALKER RD	3.000	62,300		114,000	176,300
KEANE, GEORGE K	000021	000030	000000	68	BOULDER DR	3.980	73,400		149,800	223,200
KEENAN, MATTHEW S.	000005	000014	000000	129	MAIN ST	5.000	67,800		127,800	195,600
KELLY JR, EDMOND REVOC TRUST	000010	000021	000000	29	BARNEY RD	3.050	76,800		248,200	325,000

KELLY, LIAM M	000003	000032	00000J	18 FORBUSH RD	2.050	67,100	221,700	288,800
KENERSON, JOHN B	000008	000036	000000	204 BRUSH BROOK RD	4.100	77,800	181,300	259,100
KENNEDY, HEIDI	000007	000005	00000D	159 CHESTNUT HILL RD	5.208	49,600	296,600	346,200
KENNEDY, THOMAS A AS TRUSTEE OF THE	000004	000029	000000	44 GOLDMINE RD	1.200	66,000	75,800	141,800
KENNEY, THOMAS	000004	000027	000000	ROUTE 101	0.250	4,000	0	4,000
KENYON, LOUISE A.	000006	000055	000000	23 BLACKBERRY LANE	35.680	2,656 cu	0	2,656
KENYON, LOUISE A.	000006	000059	00000C	BACKLAND	15.620	900 cu	0	900
KENYON, LOUISE A.	000006	000059	00000E	BLACKBERRY LN	8.830	501 cu	0	501
KEOUGH, BRUCE W	000006	000005	000000	43 SUMNER RD	106.100	262,305 cu	860,400	1,122,705
KEURULAINEN, JOHN A	000008	000009	000000	1596 MAIN ST	2.080	76,500	184,100	260,600
KIERSTEAD, JAIMIE B	000004	000038	000000	160 GOLDMINE RD	2.200	86,100	90,800	176,900
KILSON, MARTIN LIVING TRST	000007	000006	000000	129 WINDMILL HILL RD	11.000	94,900	231,900	326,800
KING III, CLARENCE H	000001	000016	00000B	579 OLD MARLBOROUGH RD	70.000	166,510 cu	319,300	485,810
KING, MICHAEL B TRUST	000004	000047	000001	DOOE RD	5.000	841 cu	0	841
KING, MICHAEL B TRUST	000004	000047	000002	135 DOOE RD	19.230	50,281 cu	140,700	190,981
KING, MICHAEL B TRUST	000004	000048	000002	DOOE RD	9.980	452 cu	0	452
KING, SHEILA D	000004	000053	00000D	40 HIGH RIDGE RD	4.000	51,100	160,500	211,600
KINGDOM CHRISTIAN MINISTRIES	000001	000008	000000	237 OLD MARLBOROUGH RD	133.000	195,198 cu	133,500	328,698
KINGDOM CHRISTIAN MINISTRIES	000005	000064	000000	18 FAIRWOOD RD	141.700	1,064,889 cu	4,319,800	5,384,689
KIPKA, COLIN D	000007	000015	00000B	27 PIERCE RD	6.600	71,800	205,600	277,400
KLOETE, BRUCE K	000007	000058	00000A	1488 MAIN ST	5.500	70,200	183,000	253,200
KNAPP, JUDITH A	000007	000016	00000B	32 PIERCE RD	4.180	57,800	104,600	162,400
KNARR, KEVIN K	000003	000013	00000E	UPPER JAFFREY RD	10.390	764 cu	0	764
KNARR, KEVIN K	000003	000013	00000F	UPPER JAFFREY RD	9.570	113,242 cu	333,500	446,742
KNIGHT, GORDON R	000004	000018	00000A	124 OLD PETERBOROUGH RD	8.910	133,600	183,300	316,900
KNIGHT, GORDON R	000008	000014	000000	121 OLD PETERBOROUGH RD	11.420	133,500	110,600	244,100
KNIGHT, THOMAS T	000003	000058	000000	501 WINDMILL HILL RD	4.600	73,000	213,200	286,200
KNIGHT, THOMAS T	000004	000032	000000	78 GOLDMINE RD	1.500	64,300	84,600	148,900
KNIGHT, THOMAS T	000008	000014	00000A	145 OLD PETERBOROUGH RD	4.130	92,400	114,200	206,600
KNIGHT, THOMAS T	000008	000014	00000C	OLD PETERBOROUGH RD	29.800	1,691 cu	0	1,691
KNIGHT, TIMOTHY	000008	000014	00000B	141 OLD PETERBOROUGH RD	11.600	62,176 cu	157,000	219,176
KOESTER, BRIAN S	000003	000038	00000A	156 CRAIG RD	3.620	71,600	103,100	174,700
KORPI, JOHN W	000007	000046	00000H	94 EAST HARRISVILLE RD	3.360	63,900	127,400	191,300
KORPI, LEONARD F	000006	000011	00000B	11 MCFARLAND LN	12.700	235,804 cu	524,600	760,404
KORPI, LEONARD F	000012	000008	000000	LAKE RD	0.100	164,200	16,600	180,800
KORPI, MARY L ET AL	000003	000074	00000A	PARSONS RD	57.810	4,023 cu	0	4,023
KORPI, RALPH P	000004	000004	00000A	439 LOWER JAFFREY RD	2.120	49,700	34,500	84,200
KORPI, SCOTT P	000005	000004	000000	57 CHESHAM RD	2.000	54,700	88,800	143,500
KOSKELA, OTTO A	000004	000065	000000	167 VALLEY RD	0.700	48,400	78,800	127,200
KOSKELA, OTTO A	000004	000075	000000	290 VALLEY RD	86.000	66,755 cu	102,400	169,155



KOSKELA, OTTO A	000004	000077	000000			PERRY PASTURE RD	1.000	24 cu	0	24
KUMPH, TRAVIS C.	000007	000025	000000	155		MONUMENT RD	2.830	67,700	124,000	191,700
KURILLA, JOHN M	000007	000008	00000B	207		WINDMILL HILL RD	6.780	92,500	300,900	393,400
KUSMER-PLUDE FAMILY TRUST	000015	000002	000000	33		LAKE RD	4.080	73,900	219,800	293,700
LAFLAMME, LAWRENCE S	000003	000069	00000A	118		WINDMILL HILL RD	2.530	53,800	125,300	179,100
LAFOND, GARRY J	000005	000052	000000	36		FARNUM RD	6.000	66,100	168,500	234,600
LAFORTUNE, THOMAS	000007	000019	000000	1146		MAIN ST	9.500	99,800	231,500	331,300
LAFORTUNE, THOMAS C	000007	000047	00000B	1379		MAIN ST	2.000	51,700	122,100	173,800
LAMBERT, DENNIS	000007	000065	000000			COBB MEADOW RD	0.180	3,300	0	3,300
LAMBERT, DENNIS	000007	000066	000000			COBB MEADOW RD	2.000	51,300	0	51,300
LAMONTAGNE, RONALD W	000008	000046	000000	339		BRUSH BROOK RD	12.480	61,874 cu	217,300	279,174
LAMOUREUX, CHARLES	000020	000004	000000	61		EAST SHORE RD	0.480	135,300	38,400	173,700
LANDRIANI FAMILY REV TRUST	000004	000053	00000K	64		HIGH RIDGE RD	4.500	66,200	168,400	234,600
LANDRY, REBECCA LEE	000003	000032	00000C	5		CRAIG RD	2.010	66,900	217,500	284,400
LANGBY, ELISABETH	000002	000001	00000D			OLD TROY RD	65.500	50,034 cu	0	50,034
LANGEN, MARY	000007	000061	000000	101		COBB MEADOW RD	2.360	71,900	127,400	199,300
LAPIERRE, WILLIAM C	000004	000073	00000A	41		PERRY PASTURE RD	12.270	58,141 cu	239,700	297,841
LAPINSKY, ALBERT	000008	000002	000000	157		LOWER JAFFREY RD	3.130	66,200	75,100	141,300
LASKY, ERIC M	000007	000014	000000	88		PIERCE RD	2.980	58,500	269,100	327,600
LATCHIS, EUGENIA K TRUST	000014	000008	000000			MAIN ST	0.030	16,800	0	16,800
LATCHIS, EUGENIA K TRUST	000014	000009	000000			MAIN ST	0.100	41,600	0	41,600
LATCHIS, EUGENIA K TRUST	000014	000014	000000	14		MERYMAN RD	1.300	88,100	257,400	345,500
LATTI, RICHARD	000004	000056	000000			VALLEY RD	10.800	866 cu	0	866
LAUTER, PAUL	000004	000002	000000	OFF		LOWER JAFFREY RD	46.800	3,859 cu	0	3,859
LAVIGNE, GABY	000002	000010	000000	121		BURPEE RD	56.000	42,118 cu	21,100	63,218
LAWLER, GERALD A	000008	000037	00000E	267		BRUSH BROOK RD	4.840	77,500	119,400	196,900
LAWRENCE KEMP & MONIKA KEMP REV TRUST	000007	000040	000000	255		COBB MEADOW RD	1.600	52,500	134,700	187,200
LAWRENCE, THEODORE L	000004	000078	000000	100		PERRY PASTURE RD	26.100	70,819 cu	114,900	185,719
LAWRENCE, THEODORE L	000004	000079	000000			PERRY PASTURE RD	2.700	65 cu	0	65
LEE, HENRY	000007	000003	00000A			UPPER JAFFREY RD	6.000	65,000	2,500	67,500
LEE, HENRY	000011	000003	000000	74		LAKE RD	0.700	505,100	134,900	640,000
LEE, HENRY	000011	000003	000001	84		LAKE RD	0.250	148,200	46,000	194,200
LEHMAN, DAVID W	000021	000022	000000	265		BOULDER DR	7.320	93,100	202,100	295,200
LEONARD, KARIN L	000007	000008	00000D			PIERCE RD	2.180	49,900	0	49,900
LEPPLE, PETER J	000005	000035	000000	341		MAIN ST	2.200	105,400	235,400	340,800
LERBINGER, JAN E	000002	000007	000000	76		BURPEE RD	2.000	51,000	93,100	144,100
LETOURNEAU, JAMES W	000003	000032	00000K	49		CRAIG RD	2.050	63,800	280,600	344,400
LEVENE, DAVID R	000004	000053	00000E	99		HIGH RIDGE RD	5.650	91,200	253,600	344,800
LEVENE, STEVEN	000015	000018	000000			FROTHINGHAM RD	1.200	16,500	0	16,500
LEVENE, STEVEN	000015	000020	000000	44		OLD COMMON RD	3.000	121,300	509,400	630,700

LEVIN, KENNETH H.	000007	000008	00000C	160 PIERCE RD	2.090	68,900	309,400	378,300
LEWANDOWSKI, STANLEY	000004	000074	000000	276 VALLEY RD	0.500	45,100	105,500	150,600
LEWICKE, BETTE	000021	000008	000000	19 GRANITE CIRCLE	2.850	64,400	137,100	201,500
LEWIS FAMILY REVOCABLE TRUST	000004	000031	000000	49 GOLDMINE RD	39,640	164,851 cu	395,000	559,851
LEWIS FAMILY REVOCABLE TRUST	000004	000031	00000A	GOLDMINE RD	2.820	272 cu	0	272
LEWIS FAMILY REVOCABLE TRUST	000004	000031	00000D	GOLDMINE RD	2.590	259 cu	0	259
LINDSAY BROWN, GORDON	000007	000035	00000B	131 EAST HARRISVILLE RD	2.060	67,200	213,000	280,200
LITTLE, DANIEL B.	000008	000003	00000D	37 PINE ACRES LN	5.000	70,900	153,900	224,800
LIZOTTE, THEODORE	000004	000064	000000	216 DOOE RD	3.000	50,300	124,100	174,400
LORING, JANICE A.	000003	000074	000000	151 PARSONS RD	82.100	56,997 cu	111,900	168,897
LOUGHERY, VICKI R.	000003	000034	000000	108 CRAIG RD	2.000	59,800	210,800	270,600
LOVERING, ROBERT R	000008	000037	00000B	213 BRUSH BROOK RD	3.300	101,600	173,500	275,100
LOVETT SHERMAN, RORY A	000003	000032	000001	22 FORBUSH RD	2.040	63,700	180,600	244,300
LOWENTHAL, HARRY	000007	000050	00000E	15 MANDO LN	19.370	45,418 cu	295,900	341,318
LUCAS, MICHELLE	000007	000044	00000B	39 EAST HARRISVILLE RD	0.900	59,800	126,600	186,400
LUKE, RACHAEL K	000008	000043	00000A	23 SPRING RD	2.002	63,500	154,100	217,600
MACK, ROSEMARY N TRUSTEE OF	000016	000008	000000	14 CHURCH ST	1.600	67,000	224,100	291,100
MACKENZIE NORTH HOLDINGS LLC	000008	000005	000000	97 LOWER JAFFREY RD	2.670	80,000	188,200	268,200
MACKEY, ANNE M	000003	000050	000000	WINDMILL HILL RD	0.410	11,600	0	11,600
MACKEY, ANNE M	000003	000051	000000	284 LOWER JAFFREY RD	5.000	67,600	102,500	170,100
MACKEY, ANNE M	000004	000010	000000	LOWER JAFFREY RD	0.650	5,300	0	5,300
MACKINNON, RICHARD A	000003	000073	00000A	82 PARSONS RD	5.100	75,500	203,500	279,000
MACMILLAN, FREDW REV TRUST	000001	000001	000000	39 HATHERSAGE LN	85.410	99,943 cu	230,300	330,243
MACY, SEAN REVOCABLE TRUST	000003	000046	000000	544 LOWER JAFFREY RD	14.000	218,355 cu	256,800	475,155
MACY, SUZAN R	000004	000001	000000	523 LOWER JAFFREY RD	12.286	111,789 cu	299,600	411,389
MACY, SUZAN R	000004	000001	00000A	LOWER JAFFREY RD	97.900	10,450 cu	0	10,450
MAGUIRE, FRANCIS	000001	000008	00000B	100 OLD TROY RD	2.970	52,848 cu	126,900	179,748
MANOSH, LARRY W	000020	000001	00INT2	53 EAST SHORE RD	0.195	0	80,200	80,200
MARBES, STEVEN	000008	000050	000001	36 SPRUCE RIDGE DR	2.080	98,400	169,100	267,500
MARCUM, JESSE C.	000004	000062	00000C	249 DOOE RD	5.000	61,200	112,400	173,600
MARGARET M MULLIGAN TRUST '14	000021	000028	000000	54 GRANITE CIRCLE	3.510	80,300	151,000	231,300
MARKUSON, DAVID & NANCY	000005	000038	000000	353 MAIN ST	2.000	98,300	216,400	314,700
MARLOWE DAVID DEFOREST	000007	000038	000000	220 EAST HARRISVILLE RD	2.540	53,600	23,200	76,800
MARRNER, THOMAS	000018	000002	000000	84 OLD COUNTY RD	2.090	54,400	160,500	214,900
MARTIN, MEREDITH REVOC TRUST	000004	000045	00000A	63 DOOE RD	2.700	57,900	135,200	193,100
MARTIN, THOMAS R FAMILY TRUST	000021	000037	000000	172 BOULDER DR	2.030	63,500	173,100	236,600
MARTLAND, DAVID A	000004	000053	000000	86 HIGH RIDGE RD	4.230	232,200	257,700	489,900
MARTLAND, DAVID A	000004	000053	00000J	HIGH RIDGE RD	2.543	102,900	0	102,900
MATTESEN, NANCY L	000002	000012	00000A	BURPEE RD	17.200	1,372 cu	0	1,372
MATTSON, KERWIN M	000002	000006	000000	72 BURPEE RD	5.840	73,800	105,700	179,500

MATTSON, KERWIN M	000004	000045	000000	81	DOOE RD	4.800	54,800	49,200	104,000
MCCALL, JENNIFER JORDON	000009	000001	000000	26	OLD MARLBOROUGH RD	2.160	49,900	136,100	186,000
MC DONALD, BRIAN REVOC TRUST	000016	000042	000000	1161	MAIN ST	1.170	54,000	148,800	202,800
MC HUGH, JEREMY A	000008	000007	000000	15	LOWER JAFFREY RD	40.300	86,085 cu	184,100	270,185
MCINTYRE, ELIZABETH A	000004	000049	00000B	102	VALLEY RD	5.060	68,100	95,400	163,500
MCINTYRE, PHILIP A	000003	000025	000000		PAGE RD	34.000	3,518 cu	0	3,518
MCINTYRE, PHILIP A	000003	000026	000000	257	PAGE RD	103.000	209,983 cu	494,200	704,183
MCKENNA, ALICE REVOC TRUST	000006	000027	00000A		UPPER JAFFREY RD	5.200	390 cu	0	390
MCKENNA, ALICE REVOC. TRUST	000006	000028	000000	115	UPPER JAFFREY RD	21.000	68,254 cu	135,000	203,254
MCKENNA, DOLLY MADISON	000017	000009	000000	1216	MAIN ST	5.150	100,300	322,400	422,700
MCKENNA, FRANCIS E	000001	000012	000000	527	OLD MARLBOROUGH RD	17.800	111,033 cu	186,900	297,933
MCKENNA, JOHN J REVOC TRUST	000005	000067	000000		OLD MARLBOROUGH RD	9.000	75,100	0	75,100
MCKENNA, JOHN J. REVOC. TRUST	000005	000071	00000D		STONE POND RD	0.440	18,900	0	18,900
MCLEAN, A GEORGE	000006	000011	000000	46	MCFARLAND LN	20.300	225,412 cu	627,000	852,412
MCLEAN, A GEORGE	000010	000012	000000		LAKE RD	0.620	488,800	16,200	505,000
MCLEAN, DWAYNE E	000004	000005	00000B	369	LOWER JAFFREY RD	3.300	60,300	157,400	217,700
MCLEAN, ERNEST L	000004	000005	000000	409	LOWER JAFFREY RD	7.240	84,900	117,400	202,300
MCLEAN, JAMES C., TRUSTEE	000002	000003	000000	185	MILLBROOK RD	111.700	121,080 cu	170,600	291,680
MCLEAN, MARK A	000004	000005	00000A	399	LOWER JAFFREY RD	3.460	61,000	88,900	149,900
MCLELLAN, KENNETH E	000004	000048	000003	138	DOOE RD	8.800	78,700	140,800	219,500
MCLEOD, DAVID T	000007	000026	00000E	165	MONUMENT RD	3.400	63,400	92,700	156,100
MCMAHON, SHAUN T	000017	000006	000000	1238	MAIN ST	1.250	63,000	148,000	211,000
MCPEAKE / DUCKETT FAMILY REV TRUST	000003	000014	00000C	483	UPPER JAFFREY RD	2.400	59,600	0	59,600
MCPEAKE, JOHN D.	000003	000014	00000D	485	UPPER JAFFREY RD	2.400	62,100	169,000	231,100
MEERFIELD REALTY TRUST	000005	000071	00000A	650	OLD MARLBOROUGH RD	5.800	146,500	136,600	283,100
MERRICK, CURTIS & KATHY	000008	000021	000000	1571	MAIN ST	1.100	67,500	111,800	179,300
MERYMAN, ELIZ REV TRUST	000006	000058	000000	25	MERYMAN RD	3.250	63,400	370,800	434,200
MERYMAN, ELIZ REV TRUST	000014	000007	000000		MAIN ST	0.200	22,400	0	22,400
MIKA, RICHARD L	000013	000004	000000		LAKE RD	0.290	487,800	39,800	527,600
MIKA, RICHARD L	000013	000007	000000	397	LAKE RD	4.500	75,900	246,700	322,600
MILLER, PA & ND IRREV TRUST	000007	000041	000000	101	EAST HARRISVILLE RD	10.500	63,815 cu	116,400	180,215
MILLER, PA & ND IRREV TRUST	000007	000046	00000G		EAST HARRISVILLE RD	2.340	137 cu	0	137
MILLS, RICHARD D	000005	000028	00000A	27	CAMP ROCKNE LN	3.520	64,400	230,500	294,900
MINER, TIMOTHY J	000020	000005	000000	61A	EAST SHORE RD	0.450	131,000	5,400	136,400
MITCHELL, ARTHUR	000007	000052	000000	4	GERRY RD	1.970	44,200	83,300	127,500
MITCHELL, HARLAN R	000020	000041	000000		LADY SLIPPER LN	0.530	8,000	0	8,000
MITCHELL, HARLAN R	000020	000042	000000	26	LADY SLIPPER LN	0.760	73,100	29,300	102,400
MONADNOCK HOLDINGS, LLC	000017	000025	000000	1281	MAIN ST	2.600	81,800	743,300	825,100
MONADNOCK NO 3 LLC	000017	000018	000000		MONUMENT RD	3.750	78,700	0	78,700
MONADNOCK PRESERVATION LLC	000006	000012	00000A		LAKE RD	78.200	173,633 cu	0	173,633

MONADNOCK PRESERVATION LLC	000009	000003	000000	000000	LAKE RD	0.780	4,853 cu	400	5,253
MONAGHAN, DENNIS	000003	000013	00000D	00000D	48 FIRE LANE 3	6.200	71,600	203,500	275,100
MOORE, GREGORY D	000007	000046	00000A	00000A	112 EAST HARRISVILLE RD	2.050	67,100	100,900	168,000
MOORE, JAMES E	000021	000047	000000	000000	130 GREENWOOD RD	5.200	83,500	111,200	194,700
MOORE, MARY ELLEN TOYE REV TR	000006	000049	000000	000000	108 OLD HARRISVILLE RD	4.000	69,600	474,900	544,500
MOORE, MARY ELLEN TOYE REV TR	000006	000049	00000A	00000A	110 OLD HARRISVILLE RD	3.000	59,000	151,200	210,200
MORAN, PETER	000004	000048	000001	000001	122 DOOE RD	9.640	88,200	134,300	222,500
MORAN, PETER	000004	000049	00000A	00000A	VALLEY RD	5.005	95,900	0	95,900
MORGAN, CHRISMAN JADIS	000004	000062	00000A	00000A	254 DOOE RD	2.050	52,200	112,200	164,400
MORMOR'S STUGA TRUST	000003	000041	000000	000000	56 FROST POND RD	32.000	201,884 cu	14,000	215,884
MORRIS, JOHN A	000010	000020	000000	000000	20 BARNEY RD	1.660	211,200	254,300	465,500
MORRIS, JOHN A	000010	000023	000000	000000	45 LONE TREE RD	0.750	48,800	9,900	58,700
MORSE, SHEILA A.	000004	000020	000000	000000	138 OLD PETERBOROUGH RD	0.750	57,000	77,900	134,900
MOSES, ROBERT S	000006	000042	000000	000000	835 DUBLIN RD	2.000	59,800	135,300	195,100
MOUNTAIN VIEW BIBLE CHURCH	000003	000029	000000	000000	82 PAGE RD	30.200	131,847 cu	214,800	346,647
MULVERHILL, TIMOTHY J.	000004	000046	000000	000000	91 DOOE RD	9.500	96,900	198,200	295,100
MUNN JR, JOHN I	000016	000012	000000	000000	1110 MAIN ST	0.490	56,000	188,500	244,500
MURPHY, THOMAS J	000008	000034	00000D	00000D	30 RICHARDSON RD	5.760	85,700	327,200	412,900
MURPHY, JOHN	000003	000064	000000	000000	271 WINDMILL HILL RD	41.100	273,471 cu	544,200	817,671
MURRAY, ROGER W	000007	000044	000000	000000	37 EAST HARRISVILLE RD	2.800	74,300	104,500	178,800
NASHUA VALLEY COUNCIL INC	000003	000015	000000	000000	UPPER JAFFREY RD	40.000	273,100	3,100	276,200
NASHUA VALLEY COUNCIL INC	000003	000017	000000	000000	630 UPPER JAFFREY RD	79.000	544,600	134,000	678,600
NASHUA VALLEY COUNCIL INC	000003	000018	000000	000000	UPPER JAFFREY RD	0.680	13,300	0	13,300
NASHUA VALLEY COUNCIL INC	000003	000019	000000	000000	633 UPPER JAFFREY RD	4.500	424,300	493,000	917,300
NASHUA VALLEY COUNCIL INC	000003	000020	000000	000000	466 UPPER JAFFREY RD	98.000	670,100	390,500	1,060,600
NAT SPIRITUAL ASSEMB OF THE	000017	000023	000000	000000	1265 MAIN ST	6.900	89,700	380,700	470,400
NAUDASCHER, GREGORY L	000004	000018	000000	000000	94 OLD PETERBOROUGH RD	13.450	98,639 cu	212,500	311,139
NAYLOR, THOMAS	000008	000019	000000	000000	1639 MAIN ST	3.750	62,400	84,500	146,900
NELSON, DAVID E	000003	000053	00000B	00000B	216 LOWER JAFFREY RD	2.050	51,900	189,900	241,800
NEW ENGLAND FORESTRY FOUND	000001	000007	00000A	00000A	OLD TROY RD	100.000	4,632 cu	0	4,632
NEW HAMPSHIRE, STATE OF	000004	000010	00000A	00000A	LOWER JAFFREY RD	0.110	2,000	0	2,000
NEW HAMPSHIRE, STATE OF	000005	000017	000000	000000	MAIN ST	17.000	128,200	0	128,200
NEW HAMPSHIRE, STATE OF	000005	000017	00000A	00000A	MAIN ST	9.000	85,400	0	85,400
NEW HAMPSHIRE, STATE OF	000005	000018	000000	000000	MAIN ST	14.000	62,400	0	62,400
NEW HAMPSHIRE, STATE OF	000005	000020	000000	000000	MAIN ST	3.400	67,500	0	67,500
NEW HAMPSHIRE, STATE OF	000005	000021	000000	000000	MAIN ST	75.000	428,200	0	428,200
NEW HAMPSHIRE, STATE OF	000005	000044	000000	000000	MAIN ST	1.000	51,500	0	51,500
NEW HAMPSHIRE, STATE OF	000014	000001	000000	000000	MAIN ST	0.600	62,100	0	62,100
NEW HAMPSHIRE, STATE OF	000014	000003	000000	000000	MAIN ST	0.250	233,500	0	233,500
NEW HAMPSHIRE, STATE OF	000014	000004	000000	000000	MAIN ST	0.500	236,900	0	236,900

NEWCOMBE, JOHN T	000020	000009	000000	77 EAST SHORE RD	0.380	127,700		40,700	168,400
NEWELL, DENNIS H	000005	000009	00000A	86 CHESHAM RD	2.000	57,800		111,400	169,200
NH STATE FISH & GAME DEPT	000001	000010	000000	OLD MARLBOROUGH RD	46.000	69,500		0	69,500
NH STATE FISH & GAME DEPT	000008	000010	000000	ROUTE 101	7.000	60,500		0	60,500
NICHOLS, MARK L	000008	000037	000000	74 GREENWOOD RD	5.180	90,000		243,800	333,800
NICHOLSON, MARK	000007	000046	00000J	1329 MAIN ST	4.034	83,600		133,700	217,300
NIELSEN, CYNTHIA AS TRUSTEE UNDER THE	000003	000061	000000	50 WHITNEY DR	15.000	272,220	cu	293,900	566,120
NIELSEN, CYNTHIA AS TRUSTEE UNDER THE	000003	000061	00000E	359 WINDMILL HILL RD	3.000	93,400		422,900	516,300
NIELSEN, CYNTHIA AS TRUSTEE UNDER THE	000003	000061	00000F	3 WHITNEY DR	3.500	58,100		155,500	213,600
NIELSEN, CYNTHIA AS TRUSTEE UNDER THE	000003	000061	00000G	WHITNEY DR	7.800	95,300		320,200	415,500
NIEMELA, BROOKS	000003	000032	00000L	67 CRAIG RD	35.320	74,022	cu	257,200	331,222
NIEMELA, CALEB W	000008	000033	00000C	BRUSH BROOK RD	5.800	75,400		0	75,400
NIEMELA, CALEB WHITNEY	000003	000038	000000	CRAIG RD	20.330	63,588	cu	18,700	82,288
NIEMELA, CALEB WHITNEY	000003	000039	000000	118 CRAIG RD	54.100	75,702	cu	178,200	253,902
NIEMELA, HEATHER E	000004	000013	000000	169 LOWER JAFFREY RD	8.000	88,300		97,800	186,100
NIHAL, PERWAIZ	000003	000010	000000	439 UPPER JAFFREY RD	5.000	82,600		396,900	479,500
NIHAL, PERWAIZ	000003	000010	00000A	439 UPPER JAFFREY RD	7.300	81,500		0	81,500
NILES FAMILY DUBLIN REALTY TRUST	000003	000006	000000	23 LEARNED RD	11.190	152,200		343,800	496,000
NITMA REALTY TRUST	000017	000001	00000A	1266 MAIN ST	2.010	61,200		187,200	248,400
NIXON, DENNIS W	000008	000034	000000	93 RICHARDSON RD	17.600	134,783	cu	506,900	641,683
NOFTLE, ROBERT	000007	000018	00000B	CHESTNUT HILL RD	3.110	69,100		0	69,100
NOFTLE, ROBERT	000007	000018	00000D	CHESTNUT HILL RD	2.960	61,700		0	61,700
NORMA S. WHITNEY REVOCABLE TRUST OF 2017	000003	000039	00000C	41 KORPI RD	2.040	61,000		206,100	267,100
OBENLAND, ROBERT	000003	000016	000000	562 UPPER JAFFREY RD	4.000	104,800		127,400	232,200
OBER, RICHARD & ELIZABETHANNE, TRUSTEES	000003	000013	00000B	410 UPPER JAFFREY RD	2.500	73,900		226,500	300,400
O'BRIEN, DANA B	000008	000034	00000B	60 RICHARDSON RD	5.000	123,000		203,400	326,400
O'BRIEN, DAVID	000004	000052	000000	103 VALLEY RD	4.400	72,100		94,000	166,100
OJA, JEFFREY W	000001	000008	00000A	92 OLD TROY RD	2.173	47,437	cu	145,600	193,037
OJA, LINDA	000004	000039	00000A	157 GOLDMINE RD	1.500	67,700		140,300	208,000
O'ROUKE, JAY MCGILL	000003	000007	00000A	358 UPPER JAFFREY RD	5.010	92,600		146,600	239,200
OUELLETTE, PAULINE F	000003	000048	000000	340 LOWER JAFFREY RD	16.000	55,493	cu	51,500	106,993
P & L INVESTMENTS, LLC	000008	000050	000000	SPRUCE RIDGE DR	2.030	65,800		0	65,800
P & L INVESTMENTS, LLC	000008	000050	000004	SPRUCE RIDGE DR	2.070	66,000		0	66,000
P & L INVESTMENTS, LLC	000008	000050	000006	SPRUCE RIDGE DR	2.920	74,300		0	74,300
P & L INVESTMENTS, LLC	000008	000050	000007	SPRUCE RIDGE DR	2.180	70,300		0	70,300
P & L INVESTMENTS, LLC	000008	000050	000009	SPRUCE RIDGE DR	2.410	67,800		0	67,800
PABO, MARCIA J	000005	000071	000000	674 OLD MARLBOROUGH RD	5.200	183,900		335,800	519,700
PACELLI, LOUIS	000007	000050	00000D	GERRY RD	6.940	64,400		0	64,400
PADGETT, JEFFREY L.	000021	000025	000000	277 BOULDER DR	3.860	68,900		154,100	223,000
PALLOTTA, RALPH	000008	000032	00000D	156 BRUSH BROOK RD	45.400	98,679	cu	728,900	827,579



PAP, PETER B	000012	000003	000000		LAKE RD	1.750	313,600	0	313,600
PAP, PETER B	000012	000003	00000A	20	MAURAN LN	2.250	64,800	200,200	265,000
PAP, PETER B	000017	000015	000000	1225	MAIN ST	1.960	90,700	350,300	441,000
PARK, JUSTIN A.	000008	000027	00000D	42	BRUSH BROOK RD	14.013	79,992 cu	143,900	223,892
PARKER, CHRISTOPHER M	000008	000024	00000A	23	COBB MEADOW RD	7.910	91,100	196,500	287,600
PARKER, J WESTON	000017	000016	00000A		MONUMENT RD	1.270	63,000	0	63,000
PARKER, MARK T.	000020	000043	000000	20	LADY SLIPPER LN	0.350	66,100	54,400	120,500
PASCUCCI, EDWARD S	000003	000064	00000A	183	PIERCE RD	5.700	64,800	183,600	248,400
PATRICK, CLAUDE E.	000008	000043	00000B	33	SPRING RD	2.435	65,700	180,600	246,300
PAULIN, MICHAEL J.	000004	000072	00000A	207	VALLEY RD	0.250	40,000	76,600	116,600
PCM STUDIO, LLC	000006	000018	00000C		PUMPELLE LN	21.250	1,191 cu	0	1,191
PCM STUDIO, LLC	000006	000019	000000	56	PUMPELLE LN	2.000	309,600	280,500	590,100
PEABODY, PAMELA R	000010	000027	000000	35	HIGHFIELD LN	1.200	59,000	224,800	283,800
PEASE, GREGORY	000003	000008	000000	339	UPPER JAFFREY RD	1.700	53,400	230,100	283,500
PEOPLE'S UNITED BANK, NATIONAL ASSOC.	000007	000018	000001	81	CHESTNUT HILL RD	4.040	196,800	293,600	490,400
PERIS WHITCOMB THOMAS TRUSTEE	000008	000008	000000	16	LOWER JAFFREY RD	11.000	111,500	121,200	232,700
PERKINS, STEPHEN C	000003	000044	00000A	31	KORPI RD	1.000	56,100	138,200	194,300
PETERBOROUGH SPORTSMAN CLUB	000004	000022	000000	209	OLD PETERBOROUGH RD	21.000	88,293 cu	144,700	232,993
PETRONE, AUGUSTA H REV TRUST	000003	000001	000000	4	WINDMILL HILL RD	75.000	356,807 cu	1,223,800	1,580,607
PETRONE, AUGUSTA H REV TRUST	000003	000002	000000		UPPER JAFFREY RD	29.000	184,362 cu	14,900	199,262
PETTY, DAVID W	000008	000037	00000H		GREENWOOD RD	4.140	126,500	0	126,500
PFUNTNER, MATTHEW	000007	000046	00000B	80	EAST HARRISVILLE RD	10.400	116,900	161,000	277,900
PHILLIPS, DAVID A	000004	000030	000000	70	GOLDMINE RD	2.160	64,200	105,200	169,400
PHOENIX HOUSE OF NE	000007	000015	000000	3	PIERCE RD	13.300	268,700	960,000	1,228,700
PICKFORD, JAMES C	000004	000062	000000		DOOE RD	6.800	63,200	0	63,200
PICKFORD, RENEE	000008	000025	000000	1538	MAIN ST	2.000	66,900	97,200	164,100
PICKFORD, RICHARDE	000004	000072	000000	227	VALLEY RD	2.290	56,100	59,200	115,300
PICKFORD, RICHARDE	000004	000072	00000C		VALLEY RD	11.640	55,237 cu	0	55,237
PICKFORD, RICHARDE	000004	000073	000000		VALLEY RD	2.020	55,824 cu	14,500	70,324
PICKFORD, RICHARDE	000004	000076	000000		PERRY PASTURE RD	3.000	72 cu	0	72
PIERCE, JOHN B REVOC TRUST	000008	000038	000000	232	BRUSH BROOK RD	8.600	94,000	256,600	350,600
PILLSBURY, CHARLES	000007	000046	000000	1323	MAIN ST	4.027	66,900	187,300	254,200
PILLSBURY, CHARLES	000018	000008	00000A	51	OLD COUNTY RD	4.020	60,200	230,500	290,700
PILOT REALTY	000017	000005	000000	1246	MAIN ST	1.500	53,100	31,000	84,100
PINNEY, ALLAN	000007	000071	00000A	169	COBB MEADOW RD	3.620	64,400	118,600	183,000
PINNEY, ALLAN G.	000007	000071	000000	185	COBB MEADOW RD	5.900	74,700	90,600	165,300
PINNEY, ARNOLD	000007	000069	000000	153	COBB MEADOW RD	3.400	67,000	82,000	149,000
PINNEY, MADELENE	000007	000071	00000B	155	COBB MEADOW RD	5.050	54,100	7,200	61,300
PISCIOTTA, R REVOCABLE LIVING	000008	000037	00000M	141	GREENWOOD RD	2.220	73,500	166,000	239,500
PLANTE, LEO V.	000007	000018	00000F	115	CHESTNUT HILL RD	2.020	116,700	341,900	458,600

PLIMPTON, MICAH	000008	000044	000000		BRUSH BROOK RD	7.000	859 cu	0	859
PLIMPTON, MICAH	000008	000045	000000	334	BRUSH BROOK RD	4.250	54,944 cu	69,900	124,844
POISSON, JOHN M	000020	000008	000000	75	EAST SHORE RD	0.550	136,500	40,700	177,200
POMPILLA ASSOCIATES	000006	000018	000000	28	PUMPELLY LN	18.860	121,200	63,700	184,900
POMPILLA ASSOCIATES	000006	000018	00000B		SNOW HILL RD	14.700	106,200	0	106,200
POOL, FELICITY M	000006	000016	000000	53	SNOW HILL RD	20.500	280,272 cu	560,700	840,972
POOL, FELICITY M	000015	000005	000000	16	FIRE LANE 1	0.070	40,300	0	40,300
POWELL, JEFFREY	000003	000011	000000	28	OXBOW RD	15.900	57,690 cu	174,400	232,090
PRATT, JOHN & ELSI REV TRUST	000004	000055	000000	76	VALLEY RD	22.000	62,368 cu	140,300	202,668
PRIMAVERA, VALERIE E	000002	000011	000000		BURPEE RD	6.000	352 cu	0	352
PUBLIC SERVICE OF NH	000005	000010	000000		CHESHAM RD	0.440	45,200	3,864,600	3,909,800
PUBLIC SERVICE OF NH	0000TL	00PSNH	0TOWER		BEECH HILL	0.000	0	99,000	99,000
PUTNAM, ALEXANDRA 1992 TRUST	000001	000003	000000		OLD TROY RD	117.000	20,520 cu	0	20,520
RAJANIEMI, DWAYNE S	000004	000062	00000B	236	DOOE RD	10.750	107,300	156,800	264,100
RALEIGH, JOHN	000019	000004	000000	58	MONUMENT RD	0.940	57,500	77,400	134,900
RAMAGE, DANIEL	000018	000008	000000	1322	MAIN ST	4.310	71,700	107,700	179,400
RAU, LAWRENCE R	000004	000078	00000G	122	PERRY PASTURE RD	14.000	102,200	211,000	313,200
RAWLS, FLORENCE	000003	000005	000000	297	UPPER JAFFREY RD	135.600	288,861 cu	340,100	628,961
RAYMOND, CHRISTOPHER LOW	000003	000006	00000B	91	LEARNED RD	5.213	58,500	148,500	207,000
REED, KARL A	000016	000001	000000	1178	MAIN ST	1.750	54,000	174,900	228,900
REINERS, SUSAN	000017	000026	000000	11	OLD COUNTY RD	0.920	51,900	142,500	194,400
REPACI, JAS & STEPH REV TRUST	000021	000026	000000	287	BOULDER DR	2.060	63,700	185,200	248,900
RESNICK, LAWRENCE A	000003	000042	00000A	72	FROST POND RD	0.660	139,400	82,300	221,700
REYNOLDS, JORDAN M.	000008	000032	000000	92	BRUSH BROOK RD	3.350	63,700	133,200	196,900
RICE, TODD	000020	000044	000000	18	LADY SLIPPER LN	0.370	14,800	1,200	16,000
RICHARDS, FRANCIS T.	000007	000017	000000		PIERCE RD	15.000	2,535 cu	0	2,535
RIOS, JAIME F.	000020	000031	000000	82	EAST SHORE RD	0.280	67,200	61,800	129,000
RIZZO, FRANCIS G.	000003	000068	00000A	142	WINDMILL HILL RD	5.050	161,400	287,600	449,000
ROBBINS, CHANA K.	000020	000013	000000	85	EAST SHORE RD	0.280	128,100	41,300	169,400
ROBBINS, CHANA K.	000020	000015	000000		STONE POND RD	0.070	800	0	800
ROBERTSON, DR RUSSELL W	000007	000053	000000	162	GERRY RD	150.000	184,632 cu	450,600	635,232
ROBERTSON, PRUDENCE P	000007	000050	00000F		GERRY RD	15.740	892 cu	0	892
ROBINSON, ABIGAIL S	000011	000007	000000	45	LAKE RD	10.760	115,100	661,500	776,600
ROBINSON, THOMAS	000018	000003	000000	12	PIERCE RD	1.900	57,200	150,100	207,300
ROCCONI, MARK	000020	000046	000000		LADY SLIPPER LN	1.220	16,700	0	16,700
ROCCONI, MARK	000020	000047	000000	64	EAST SHORE RD	0.670	32,800	34,900	67,700
ROGERS, THADDEUS V	000006	000026	000000	204	UPPER JAFFREY RD	22.100	171,182 cu	123,400	294,582
ROHDE, LOUISE L REV TRUST	000008	000042	000000	26	SPRING RD	2.700	70,500	130,200	200,700
RONDEAU, JOHN	000020	000016	000000	OFF	STONE POND RD	0.250	12,100	0	12,100
RONDEAU, JOHN	000020	000048	000000		EAST SHORE RD	1.200	41,200	64,000	105,200

ROOSA, GERALD T	000016	000044	000000	1173	MAIN ST	10.000	218,700	82,400	301,100
ROSS, LAWRENCE C	000016	000043	000000	1169	MAIN ST	1.160	67,400	190,700	258,100
ROTH, RICHARD B	000007	000046	00000C	38	EAST HARRISVILLE RD	3.900	76,800	227,500	304,300
ROTHBERG, MICHAEL S	000007	000050	00000C		GERRY RD	11.000	603 cu	0	603
ROUSSEAU, TIMOTHY J	000008	000037	00000Q	40	GREENWOOD RD	5.020	89,000	222,000	311,000
ROWE IV, WALLACE H	000004	000053	00000F	116	HIGH RIDGE RD	5.700	151,100	205,000	356,100
ROWETT, THOMAS	000004	000078	00000F	6	MOSSEY LN	2.000	49,100	126,200	175,300
ROY, BRIAN P	000004	000064	00000A	200	DOOE RD	2.000	54,700	192,700	247,400
RUBLEE, ELLEN MACVEAGH REV TRUST	000006	000047	000000	70	OLD HARRISVILLE RD	2.150	205,700	292,000	497,700
RUNYON IV, LAURANCE P.	000007	000018	00000G		CHESTNUT HILL RD	4.120	93,800	0	93,800
RUNYON IV, LAURANCE P.	000007	000018	00000H		CHESTNUT HILL RD	4.050	93,500	0	93,500
SANDERS, STEVEN R	000019	000006	000000	68	MONUMENT RD	2.260	64,800	62,100	126,900
SANGERMANO JR, JOSEPH	000003	000056	000000	164	LOWER JAFFREY RD	3.500	84,900	166,800	251,700
SANGERMANO, JOSEPH	000008	000004	00000A	154	LOWER JAFFREY RD	2.100	61,300	114,800	176,100
SARDINSKAS, ROBERT	000008	000032	00000A	106	BRUSH BROOK RD	18.800	58,361 cu	108,500	166,861
SARGENT, JAMES E	000008	000043	000000	7	SPRING RD	2.941	68,200	176,100	244,300
SATURLEY, JOYCE A	000008	000040	000000		BRUSH BROOK RD	5.490	350 cu	0	350
SATURLEY, JOYCE A	000008	000040	00000A		BRUSH BROOK RD	5.311	399 cu	0	399
SATURLEY, JOYCE A	000008	000040	00000B		BRUSH BROOK RD	5.166	408 cu	0	408
SCHECHTER, JAY S.	000021	000048	000000	147	BRUSH BROOK RD	16.000	78,715 cu	396,700	475,415
SCHEURING, DAVID	000005	000033	000000	16	CAMP ROCKNE LN	4.580	109,700	309,500	419,200
SCHMIDT, PETER E	000003	000053	000000	527	WINDMILL HILL RD	8.849	83,900	88,100	172,000
SCHNABEL, WALTER	000017	000011	000000	1181	MAIN ST	1.704	59,400	181,600	241,000
SCHOTT, JOHN R	000001	000017	00000B	641	OLD MARLBOROUGH RD	7.190	93,000	208,400	301,400
SCULLY, DANIEL V	000005	000046	000000		CHARCOAL RD	13.000	93,800	0	93,800
SCULLY, DANIEL V	000005	000056	00000C	59	CHARCOAL RD	8.000	108,600	123,500	232,100
SEARLES, HUGH A	000007	000073	00000A	231	COBB MEADOW RD	2.070	60,500	123,200	183,700
SEARSON, T MICHAEL	000006	000059	000000	27	STONLEA LN	20.034	199,611 cu	1,746,900	1,946,511
SEARSON, T MICHAEL	000006	000059	00000B		MAIN ST	11.520	5,062 cu	0	5,062
SEARSON, T MICHAEL	000013	000002	000000		ROUTE 101	0.068	159,600	2,100	161,700
SEAUER, ALTHEA H.	000011	000008	000000	65	LAKE RD	6.000	92,400	112,800	205,200
SEAUER, THOMAS H	000007	000039	000000	182	EAST HARRISVILLE RD	10.000	115,100	165,700	280,800
SERHANT, JOHN R	000010	000030	000000	15	LONE TREE RD	6.180	449,300	379,200	828,500
SEVATSON, NANCY	000004	000034	000000	114	GOLDMINE RD	9.300	91,872 cu	176,700	268,572
SHATOS REALTY TRUST	000004	000023	000000		OLD PETERBOROUGH RD	2.000	31,700	0	31,700
SHATTUCK, DOUGLAS	000018	000004	000000	6	PIERCE RD	1.220	48,800	88,700	137,500
SHEA, ARTHUR & JEAN	000002	000008	000000	97	BURPEE RD	6.300	59,200	24,700	83,900
SHEA, ARTHUR M	000002	000009	000000		BURPEE RD	1.500	4,700	0	4,700
SHEEHAN, VINCENT L	000008	000003	00000C	12	PINE ACRES LN	2.800	55,200	116,500	171,700
SHEEHAN, WILLIAM J	000007	000018	00000C	62	CHESTNUT HILL RD	2.480	63,300	204,400	267,700

SHERMAN, JOSEPH R	000007	000044	00000A		EAST HARRISVILLE RD	12.300	712 cu	0	712
SHONK, BRONSON	000015	000001	000000	27	SNOW HILL RD	11.600	99,100	514,500	613,600
SHONK, BRONSON	000015	000010	000000	10	FIRE LANE 1	0.060	119,300	23,200	142,500
SHONK, DAVID K	000006	000001	000000	60	OLD TROY RD	15.900	120,445 cu	343,200	463,645
SHONK, LUCY C	000006	000001	00000A	66	OLD TROY RD	2.400	84,600	114,800	199,400
SHORES, LENNY	000003	000022	00000A	388	PAGE RD	26.430	92,246 cu	269,700	361,946
SHUTERAN, WM J & DOROTHY J	000020	000002	000000	55	EAST SHORE RD	0.540	136,400	40,600	177,000
SILITCH, NICHOLAS	000006	000013	000000	52	HIGHFIELD LN	8.500	118,600	118,000	236,600
SILITCH, NICHOLAS	000010	000008	000000		LAKE RD	0.210	251,800	21,100	272,900
SILITCH, NICHOLAS	000010	000026	000000	20	HIGHFIELD LN	6.000	105,600	531,700	637,300
SIMARD, RAYMOND A TRUSTEE	000008	000030	000000	45	COBB MEADOW RD	3.000	68,300	112,400	180,700
SIMMONS, RICHARD D	000003	000076	000000		PARSONS RD	48.000	2,722 cu	0	2,722
SIMPSON, CHARLES T	000007	000022	000000	125	MONUMENT RD	2.060	70,200	145,500	215,700
SIMPSON, CHARLES T	000007	000022	00000B		MONUMENT RD	2.360	68,800	0	68,800
SIMPSON, CHARLES T	000008	000018	000000	1637	MAIN ST	7.000	77,700	86,000	163,700
SIMPSON, JANE E	000007	000016	00000C	64	PIERCE RD	2.790	49,800	93,600	143,400
SIMPSON, YING H	000017	000003	00000B	1264	MAIN ST	1.070	50,900	158,300	209,200
SINGLETON, RHINE	000003	000062	000000	322	WINDMILL HILL RD	12.480	93,033 cu	237,000	330,033
SIROIS, LUCIA A	000004	000009	000000	228	GOLDMINE RD	13.760	130,637 cu	91,500	222,137
SISTARE, JONATHAN	000007	000005	000000	75	WINDMILL HILL RD	17.079	130,189 cu	523,200	653,389
SLOBODNJAK, STEPHEN J	000021	000045	000000	258	BOULDER DR	2.250	75,000	193,200	268,200
SMITH, JASON P	000001	000019	000000	663	OLD MARLBOROUGH RD	5.130	70,100	211,900	282,000
SMITH, JOHN E	000021	000010	000000	27	BOULDER DR	2.780	95,400	137,900	233,300
SMITH, MARTIN H.	000008	000037	00000S	18	RICHARDSON RD	5.150	86,000	340,900	426,900
SNITKO, WALTER J	000006	000029	000000	110	UPPER JAFFREY RD	2.081	80,200	144,900	225,100
SNITKO, WALTER J	000017	000003	00000A	1262	MAIN ST	1.006	56,100	157,400	213,500
SOC PROTECTION NH FORESTS	000001	000005	000000		OLD TROY RD	50.000	1,121 cu	0	1,121
SOC PROTECTION NH FORESTS	000001	000005	000001		OLD TROY RD	14.000	114,300	0	114,300
SOC PROTECTION NH FORESTS	000001	000006	000000		OLD TROY RD	372.000	856,900	0	856,900
SOC PROTECTION NH FORESTS	000002	000001	00000A	OFF	OLD TROY RD	238.000	657,500	0	657,500
SOC PROTECTION NH FORESTS	000002	000003	00000A		BACKLAND	103.000	376,500	0	376,500
SOC PROTECTION NH FORESTS	000002	000016	000000		BACKLAND	220.000	18,141 cu	0	18,141
SOC PROTECTION NH FORESTS	000002	000017	000000		BACKLAND	605.000	642,800	0	642,800
SOC PROTECTION NH FORESTS	000005	000056	000000	OFF	CHARCOAL RD	22.600	2,275 cu	0	2,275
SOC PROTECTION NH FORESTS	000005	000061	00000A		CHARCOAL RD	5.660	153 cu	0	153
SOC PROTECTION NH FORESTS	000005	000061	00000B		CHARCOAL RD	51.600	1,327 cu	0	1,327
SOC PROTECTION NH FORESTS	000006	000063	000000		MAZVEAGH ROAD	97.000	3,683 cu	0	3,683
SOC PROTECTION NH FORESTS	000006	000064	000000		ROUTE 101	4.000	157 cu	0	157
SOC PROTECTION NH FORESTS	000006	000068	000000		ROUTE 101	171.000	7,988 cu	0	7,988
SOCIETY FOR THE PROTECTION OF NH FORESTS	000005	000068	000000		OLD MARLBOROUGH RD	38.800	2,262 cu	0	2,262

SOVIK FAMILY REV TRUST	000021	000011	000000	39	BOULDER DR	2.380	105,600		174,200	279,800
SOVIK FAMILY REV TRUST	000021	000012	000000		BOULDER DR	4.500	23,400		0	23,400
SPENCER, LOUISA	000007	000011	00000A		PIERCE RD	81.000	3,935	cu	0	3,935
SPENCER, LOUISA	000007	000015	00000A		PIERCE RD	46.500	2,240	cu	0	2,240
SPENCER, LOUISA	000007	000015	00000C		OLD COUNTY RD	15.000	717	cu	0	717
SPRAGUE, MARGOT LYMAN	000001	000014	000000	561	OLD MARLBOROUGH RD	10.630	177,600		113,500	291,100
ST. GEORGE, LILLIAN TRUSTEE OF	000008	000048	000000	375	BRUSH BROOK RD	3.250	70,300		145,200	215,500
STAIRS, DUSTIN	000018	000001	000000	102	OLD COUNTY RD	5.600	62,400		60,200	122,600
STALLS, JOSEPH	000007	000018	00000A	24	CHESTNUT HILL RD	3.050	132,000		329,600	461,600
STANLEY, MICHAEL C	000011	000004	000000	66	LAKE RD	1.260	522,400		192,200	714,600
STAPLES, CLESTON V	000017	000017	000000	36	MONUMENT RD	6.750	82,200		149,200	231,400
STAPLETON, BECKY	000004	000067	00000F		VALLEY RD	4.163	70,400		0	70,400
STEINERT FAMILY TRUST	000006	000051	000000	109	OLD HARRISVILLE RD	18.000	58,857	cu	181,800	240,657
STEPHENS, AMY M	000003	000014	00000A	24	OXBOW RD	18.100	54,479	cu	234,300	288,779
STERLING, WILLIAM	000006	000024	000000	138	SNOW HILL RD	1.900	62,000		139,700	201,700
STEVENS GREEFF	000007	000013	000000	103	PIERCE RD	4.000	62,800		295,000	357,800
STILLMAN, TIMOTHY	000007	000024	000000	154	MONUMENT RD	0.750	54,000		140,100	194,100
STILLMAN, TIMOTHY E	000007	000023	000000		MONUMENT RD	63.500	5,150	cu	0	5,150
STILLMAN, TIMOTHY E	000007	000023	00000B		MONUMENT RD	2.060	167	cu	0	167
STILLMAN, TIMOTHY E	000007	000023	00000C		MONUMENT RD	2.100	170	cu	0	170
STILLMAN, TIMOTHY E	000007	000023	00000D	150	MONUMENT RD	5.690	154,694	cu	188,800	343,494
STILLMAN, TIMOTHY E	000007	000023	00000E		MONUMENT RD	2.050	166	cu	0	166
STILLMAN, TIMOTHY E	000007	000031	000000		COBB MEADOW RD	12.000	286	cu	0	286
STOCKWELL JR, DANIEL E	000016	000002	000000	1166	MAIN ST	0.550	48,400		107,200	155,600
STONE BARN SPRINGS, LLC	000019	000002	000000	116	MONUMENT RD	4.000	77,300		72,300	149,600
STONE JR, DAVID O	000007	000046	00000E	50	EAST HARRISVILLE RD	3.800	58,900		101,700	160,600
STONE POND ASSOCIATION	000020	000006	000000		EAST SHORE RD	0.450	0		0	0
STONE POND REALTY TRUST	000005	000073	000000		BACKLAND	0.920	4,400		0	4,400
STONE, DAVID O	000004	000067	00000A	150	DOOE RD	3.000	53,200		113,100	166,300
STONELEIGH TRUST	000013	000001	00000A		ROUTE 101	0.044	157,500		41,900	199,400
STOWELL, TULA M	000001	000001	00000C		HATHERSAGE LN	240.980	14,119	cu	0	14,119
STOWELL-HADLEY, AYN	000001	000001	00000B		OLD TROY RD	15.187	890	cu	0	890
STRUTTMAN, MANDY L.	000008	000050	000010	11	SPRUCE RIDGE DR	2.650	72,600		259,500	332,100
SULLIVAN, JENNIFER	000019	000005	00000A	52	MONUMENT RD	0.600	48,700		66,900	115,600
SULLIVAN, ROBERT E.	000005	000053	000000	545	MAIN ST	5.200	67,500		197,200	264,700
SUNDSTROM, NORMAN E	000005	000011	000000	24/26	CHESHAM RD	141.000	91,806	cu	195,000	286,806
SUOKKO, TIMOTHY J	000008	000037	00000C	233	BRUSH BROOK RD	5.100	75,500		241,900	317,400
SUSMANN, ARTHUR	000005	000009	000000	60	CHESHAM RD	23.800	68,691	cu	147,000	215,691
SUSMANN, ARTHUR	000005	000009	00000B		CHESHAM RD	2.300	62,200		0	62,200
SWANSON, SCOTT M	000002	000012	000000	154	BURPEE RD	29.900	54,739	cu	300	55,039



SWITZER, MARGARET	000006	000011	00000A	36	MCFARLAND LN	12.000	210,986	cu	202,300	413,286
SYKENY, MICHAEL P	000004	000078	00000A	4	MOSSEY LN	5.000	64,400		162,500	226,900
SZYDLO, SUSAN	000008	000006	000000	64	LOWER JAFFREY RD	2.500	53,700		115,800	169,500
TAFE, WILLIAM M	000004	000078	00000B	18	MOSSEY LN	2.000	49,400		137,900	187,300
TANNER, MONIQUE LIVING TRUST	000017	000024	000000	1269	MAIN ST	0.660	58,200		197,200	255,400
TARASEVICH, DMITRY S	000008	000037	000001	67	GREENWOOD RD	4.010	93,900		415,000	508,900
TAVOLACCI, PETER	000004	000042	000000	227	GOLDMINE RD	5.000	89,900		228,000	317,900
TETREAULT, PATRICK K	000004	000072	00000B	221	VALLEY RD	3.290	63,600		0	63,600
THE 2012 DUBLIN TRUST	000006	000059	00000F	18	STONLEA LN	7.967	144,500		767,400	911,900
THE 2012 DUBLIN TRUST	000006	000059	00000G		MERYMAN RD	3.500	64,400		0	64,400
THE 2012 DUBLIN TRUST	000014	000013	000000	3	MERYMAN RD	1.500	114,000		227,400	341,400
THE SCHLOSSER-MEYER FAM REV TR OF 2017	000007	000022	00000A	137	MONUMENT RD	3.710	65,000		219,800	284,800
THOMAS ABRAMS, LEONORA & THOMAS, PETER S	000003	000035	000000	109	CRAIG RD	0.750	54,100		51,600	105,700
THOMAS III, HOWARD	000021	000032	000000	103	BOULDER DR	2.500	66,000		168,000	234,000
THOMAS, GEORGE S	000006	000010	000000	21	OLD MARLBOROUGH RD	10.500	187,800		537,500	725,300
THOMAS, PETER S	000003	000026	00000A	74	CRAIG RD	11.300	60,618	cu	179,800	240,418
THOMASHOW, MITCH	000003	000061	00000C	369	WINDMILL HILL RD	5.000	64,600		118,200	182,800
THOMPSON, JAMES M	000007	000046	000001	20	EAST HARRISVILLE RD	3.000	68,500		177,500	246,000
THORON, GRENVILLE C	000007	000042	000000	55	EAST HARRISVILLE RD	22.000	67,948	cu	96,000	163,948
THORON, GRENVILLE C	000019	000004	00000A		MONUMENT RD	1.460	6,900		0	6,900
THORON, GRENVILLE C	000019	000007	000000		MONUMENT RD	6.000	82,300		0	82,300
THORON, THOMAS REVOC TRUST	000007	000036	000000		COBB MEADOW RD	46.000	77,290	cu	0	77,290
THORON, THOMAS REVOC TRUST	000007	000037	000000	282	COBB MEADOW RD	7.800	106,000		247,900	353,900
TIBBETTS, PETER H	000001	000009	000000	301	OLD MARLBOROUGH RD	8.000	90,072	cu	185,500	275,572
TIMBER HOME PROPERTIES LLC	000008	000039	000000	253	BRUSH BROOK RD	1.500	58,400		115,000	173,400
TOLMAN, MATTHEW	000003	000006	00000A	45	LEARNED RD	5.046	76,400		317,600	394,000
TOMLINSON, NORMAN K	000008	000034	00000E	61	RICHARDSON RD	9.020	149,200		349,400	498,600
TOWERY, ANNE E	000005	000058	000000		CHARCOAL RD	19.500	1,085	cu	0	1,085
TOWNSEND, COLEMAN	000006	000014	000000	129	LONE TREE RD	36.000	228,792	cu	512,300	741,092
TRACEY, JANE	000004	000059	000000	39	VALLEY RD	3.610	68,400		99,700	168,100
TRACEY, JANE	000004	000060	000000		MAIN ST	0.160	2,700		0	2,700
TRILLIUM PINES LLC	000007	000047	00000A	126	EAST HARRISVILLE RD	20.000	62,029	cu	76,500	138,529
TROWBRIDGE FAMILY LAND TRUST	000001	000018	00000A		OLD MARLBOROUGH RD	12.000	5,013	cu	0	5,013
TULLER, PAUL E REV TRUST	000007	000013	00000A	87	PIERCE RD	9.827	104,000		357,200	461,200
TURVILLE, MARY JO CARROLL	000005	000062	000000	210	CHARCOAL RD	6.750	91,000		265,300	356,300
TUTTLE, PETER G	000003	000063	00000A	297	WINDMILL HILL RD	11.100	111,866	cu	190,300	302,166
UNKNOWN	000007	000072	00000A		COBB MEADOW RD	0.090	18,300		0	18,300
US CELLULAR	0000TL	0000US	00CELL	156	BEECH HILL RD		0		225,000	225,000
US GOVERNMENT	000008	000041	000000		BRUSH BROOK RD	227.000	839,400		0	839,400
UTLEY, BARBARA CLARK	000006	000048	000000	90	OLD HARRISVILLE RD	1.300	57,600		133,700	191,300

UTLEY, BARBARA CLARK	000006	000050	000000	124	OLD HARRISVILLE RD	65.000	191,539	cu	472,000	663,539
UTLEY, BARBARA CLARK	000014	000011	000000		MAIN ST	0.040	119,500		6,900	126,400
VAN CURLER LLC	000006	000046	00000A	26	SPUR DR	11.500	217,416	cu	234,100	451,516
VAN ETEN, DAVID A	000005	000064	00000A	156	CHARCOAL RD	4.200	51,836	cu	154,900	206,736
VAN HORN, STEVEN	000007	000067	000000	127	COBB MEADOW RD	2.040	63,700		77,500	141,200
VANDERBILT, CHRISTA E	000003	000053	00000A	208	LOWER JAFFREY RD	5.753	55,009	cu	153,600	208,609
VANDERBILT, CHRISTA E.	000003	000053	00000C		LOWER JAFFREY RD	17.408	1,393	cu	0	1,393
VANNI, ARIANAH	000008	000030	00000A	61	COBB MEADOW RD	3.700	75,800		140,400	216,200
VECCHIOTTI, ROBERT A	000003	000032	00000E	27	FORBUSH RD	2.080	63,800		212,400	276,200
VERDUIN, VINCENT B	000021	000033	000000	95	BOULDER DR	2.970	71,200		172,700	243,900
VILES, DOUGLAS	000007	000033	000000	28	BOND CORNER RD	2.000	56,800		109,700	166,500
VOGEL, ALEXANDER A.	000012	000001	000000	19	MAURAN LN	3.700	72,000		472,100	544,100
VON STADE, BABETTE	000012	000006	000000		LAKE RD	0.100	40,100		0	40,100
VON STADE, BABETTE JEAN	000012	000005	000000	343	LAKE RD	6.800	231,500		265,100	496,600
VON STADE, CHRISTOPHER R	000012	000004	000000		LAKE RD	4.100	146,800		700	147,500
VON STADE, CHRISTOPHER R	000012	000007	000000		LAKE RD	0.110	164,600		3,200	167,800
VOORHIS, DAVID G	000007	000051	00000A	1459	MAIN ST	2.580	79,400		272,400	351,800
WACHTER HAFNER FAMILY TRUST	000010	000024	000000	36	LONE TREE RD	8.840	184,000		255,900	439,900
WA-KLO INC	000003	000021	000000	435	PAGE RD	57.000	574,974	cu	705,800	1,280,774
WALDROP, SUSAN J PRSNL TRUST	000011	000002	000000	86	LAKE RD	0.360	266,800		99,800	366,600
WALKER, DAVID H	000008	000027	00000B	26	WALKER RD	25.987	75,305	cu	277,800	353,105
WALKER, JAMES M	000004	000068	000000	197	VALLEY RD	4.200	64,400		36,700	101,100
WALKER, JAMES M	000004	000068	00000A	205	VALLEY RD	0.250	38,000		64,300	102,300
WALKER, PATRICIA	000004	000069	000000		VALLEY RD	21.595	76,267	cu	0	76,267
WALKER, THEODORE M	000004	000070	000000	222	VALLEY RD	3.858	66,100		111,300	177,400
WALLIS, SUSAN BATES	000017	000014	000000	1213	MAIN ST	1.000	53,200		141,500	194,700
WALSH, KIERON	000004	000039	00000B	149	GOLDMINE RD	5.190	78,900		127,500	206,400
WALSH, LINDA N	000021	000046	000000	276	BOULDER DR	2.930	75,000		206,800	281,800
WALSH, MICHAEL D	000003	000065	00000A		WINDMILL HILL RD	11.400	98,700		0	98,700
WALSH, MICHAEL D.	000006	000023	000000	126	SNOW HILL RD	7.500	87,300		113,400	200,700
WALSH, MICHAEL D.	000006	000025	000000		SNOW HILL RD	11.000	32,695	cu	0	32,695
WALTON, MATTHEW J	000020	000019	000000	97	EAST SHORE RD	4.000	61,300		77,500	138,800
WARDLAW, PAUL L. AND WARDLAW, KATHRYN K.	000002	000005	000000	172	LEARNED RD	272.700	306,932	cu	543,900	850,832
WARREN, THOMAS T	000006	000017	000000	15	PUMPEL LN	5.500	92,200		274,200	366,400
WARREN, THOMAS T & TRUSTEES	000005	000059	000000		CHARCOAL RD	2.440	129	cu	0	129
WARREN, THOMAS T & TRUSTEES	000005	000060	000000	91	CHARCOAL RD	13.000	113,716	cu	112,900	226,616
WEAR, WILLIAM P.	000010	000019	000000	21	BARNEY RD	3.200	74,500		173,100	247,600
WEBBER, CARL	000004	000033	000000	104	GOLDMINE RD	7.000	85,500		21,500	107,000
WEBBER, LEWIS G	000006	000067	000000	571	MAIN ST	16.000	148,100		226,600	374,700
WEIDNER, JAMES E & REBECCA	000008	000050	000005		SPRUCE RIDGE DR	2.320	67,300		0	67,300

WEIDNER, WILLIAM J	000007	000054	00000A	65 GERRY RD	10.000	49,853	cu	245,200	295,053
WEIDNER, WILLIAM J.	000007	000055	000000	55 GERRY RD	4.100	236	cu	0	236
WEIS, SARAH ALMY	000008	000017	000000	7 OLD PETERBOROUGH RD	43.500	70,179	cu	180,400	250,579
WELCH, KEITH C	000003	000063	000000	WINDMILL HILL RD	6.470	77,900		0	77,900
WELLS, TOBY	000007	000050	00000A	20 FISKE LN	5.980	61,800		170,700	232,500
WERDEN, LOUISE P	000008	000015	00000A	53 OLD PETERBOROUGH RD	3.090	68,800		158,600	227,400
WERDEN, LOUISE PRESTON	000003	000070	000000	WINDMILL HILL RD	1.200	15,000		0	15,000
WEST, MARK	000004	000067	00000B	174 DOOE RD	2.000	44,200		123,600	167,800
WESTCOTT, WILLIAM	000003	000045	000000	18 KORPI RD	4.000	70,300		171,500	241,800
WHITE JOHN W	000015	000019	000000	51 OLD COMMON RD	1.000	66,200		124,600	190,800
WHITE, ELAINE S.	000007	000072	000000	193 COBB MEADOW RD	5.420	79,800		89,700	169,500
WHITE, WENDY P	000006	000022	000000	SNOW HILL RD	6.500	66,600		0	66,600
WHITE, WENDY P	000015	000022	000000	10 FROTHINGHAM RD	0.750	71,200		90,000	161,200
WHITNEY, DAVID K	000004	000015	000000	MAIN ST	24.600	50,446	cu	11,500	61,946
WHITNEY, MARSHA W	000003	000033	000000	75 CRAIG RD	24.000	61,872	cu	222,800	284,672
WHITNEY, MARSHA W	000003	000036	000000	CRAIG RD	0.500	5,500		0	5,500
WHITNEY, MARSHA W	000003	000037	000000	CRAIG RD	0.500	2,800		0	2,800
WHONE, LESLIE L	000003	000042	000000	64 FROST POND RD	1.000	190,500		91,700	282,200
WILCOX, CLAYTON C	000020	000034	000000	70 EAST SHORE RD	0.380	71,600		38,600	110,200
WILDER, DWAYNE D	000003	000014	00000B	469 UPPER JAFFREY RD	2.400	59,600		86,100	145,700
WILDWOOD REAL ESTATE TRUST	000005	000002	000000	MARLBOROUGH RD	64.000	5,190	cu	0	5,190
WILDWOOD REAL ESTATE TRUST	000005	000012	000000	MAIN ST	12.000	990	cu	0	990
WILDWOOD REAL ESTATE TRUST	000005	000013	000000	MAIN ST	17.000	1,020	cu	0	1,020
WILDWOOD REAL ESTATE TRUST	000005	000015	000000	MAIN ST	655.000	53,123	cu	0	53,123
WILDWOOD REAL ESTATE TRUST	000005	000016	000000	MAIN ST	1.500	124	cu	0	124
WILDWOOD REAL ESTATE TRUST	000005	000019	000000	MAIN ST	3.000	247	cu	0	247
WILDWOOD REAL ESTATE TRUST	000005	000023	000000	MAIN ST	62.500	27,464	cu	0	27,464
WILDWOOD REAL ESTATE TRUST	000005	000024	000000	MAIN ST	0.500	41	cu	0	41
WILDWOOD REAL ESTATE TRUST	000005	000025	000000	MAIN ST	8.000	386	cu	0	386
WILDWOOD REAL ESTATE TRUST	000005	000026	000000	MAIN ST	0.630	36	cu	0	36
WILDWOOD REAL ESTATE TRUST	000005	000039	000000	MAIN ST	74.000	2,529	cu	0	2,529
WILDWOOD REAL ESTATE TRUST	000005	000040	000000	MAIN ST	0.250	7	cu	0	7
WILDWOOD REAL ESTATE TRUST	000005	000041	000000	MAIN ST	25.800	896	cu	0	896
WILDWOOD REAL ESTATE TRUST	000005	000065	000000	MARLBOROUGH RD	280.000	65,175	cu	0	65,175
WILDWOOD REAL ESTATE TRUST	000020	000020	000000	OFF STONE POND RD	3.400	280	cu	0	280
WILDWOOD REAL ESTATE TRUST	000020	000021	000000	STONE POND RD	0.490	24	cu	0	24
WILDWOOD REAL ESTATE TRUST	000020	000022	000000	OFF STONE POND RD	0.240	44	cu	0	44
WILDWOOD REAL ESTATE TRUST	000020	000023	000000	OFF STONE POND RD	0.240	12	cu	0	12
WILDWOOD REAL ESTATE TRUST	000020	000024	000000	198 KERSHAW AVE	0.480	24	cu	0	24
WILDWOOD REAL ESTATE TRUST	000020	000025	000000	OFF STONE POND RD	0.310	26	cu	0	26

WILDWOOD REAL ESTATE TRUST	000020	000026	000000	000000	OFF STONE POND RD	0.360	30 cu	0	30
WILLARD, BRENDA REV TRUST	000007	000049	000000	000000	1401 MAIN ST	4.000	76,100	89,000	165,100
WILLARD, BRENDA REV. TRUST	000007	000049	00000A	00000A	1403 MAIN ST	4.000	73,100	127,900	201,000
WILLARD, MARK	000004	000026	000000	000000	13 GOLDMINE RD	4.500	75,800	100,700	176,500
WILSON, KATHERINE K	000016	000041	000000	000000	1157 MAIN ST	3.750	90,900	291,200	382,100
WILSON, KEVIN N	000020	000014	000000	000000	87 EAST SHORE RD	0.510	141,200	35,200	176,400
WINDMILL REALTY TRUST	000003	000061	00000A	00000A	385 WINDMILL HILL RD	5.000	67,800	101,400	169,200
WIREIN, RAINO E. & MARY KAREN	000003	000032	00000H	00000H	34 FORBUSH RD	2.540	69,700	240,400	310,100
WITZKE, RONALD P	000005	000008	000000	000000	497 OLD CHESHAM RD	2.000	46,800	138,100	184,900
WOLF, KATHRYN M	000008	000037	00000N	00000N	112 GREENWOOD RD	44.820	105,303 cu	282,800	388,103
WOLPE, DAVID	000015	000021	000000	000000	20 FROTHINGHAM RD	2.000	94,500	335,100	429,600
WOOD, DANA C	000017	000016	000000	000000	33 MONUMENT RD	1.240	65,500	96,400	161,900
WOOD, JAMES	000018	000009	000000	000000	37 OLD COUNTY RD	3.100	62,700	124,300	187,000
WOODS JR, KENNETH F	000017	000005	00000A	00000A	1248 MAIN ST	1.500	72,500	203,900	276,400
WOODWARD, FREDERICK TRUST	000018	000005	000000	000000	33 OLD COUNTY RD	1.600	59,000	94,100	153,100
WOODWARD, GARY E & DAVID	000007	000060	000000	000000	89 COBB MEADOW RD	1.750	59,200	50,000	109,200
WORCESTER, DELORES M.	000006	000062	000000	000000	683 MAIN ST	4.500	75,900	167,800	243,700
WORCESTER, MATTHEW M	000021	000007	000000	000000	294 BOULDER DR	4.870	87,200	178,600	265,800
WRIGHT, THOMAS REVOC TRUST	000013	000005	000000	000000	WEST LAKE RD	0.010	38,800	0	38,800
WRIGHT, THOMAS REVOC TRUST	000013	000006	000000	000000	369 LAKE RD	4.600	186,700	264,300	451,000
WYMAN, THOMAS E	000005	000047	00000A	00000A	469 MAIN ST	6.570	151,200	110,400	261,600
YANKEE PUBLISHING INC	000007	000075	000000	000000	MONUMENT RD	50.000	2,231 cu	0	2,231
YANKEE PUBLISHING INC	000016	000033	000000	000000	DUBLIN RD	0.600	5,400	0	5,400
YANKEE PUBLISHING INC	000016	000035	000000	000000	1121 MAIN ST	1.200	90,000	977,600	1,067,600
YANKEE PUBLISHING INC	000017	000012	00000A	00000A	MAIN ST	3.800	165 cu	0	165
YANKEE PUBLISHING INC	000017	000015	00000A	00000A	MAIN ST	21.800	61,335 cu	24,200	85,535
YATES, ROBERT SCOTT	000021	000042	000000	000000	198 BOULDER DR	2.820	67,400	215,100	282,500
YIVI ASSOCIATES LLC	000006	000055	00000A	00000A	225 OLD HARRISVILLE RD	12.000	174,300	860,700	1,035,000
YOE, WILLIAM	000021	000005	000000	000000	GRANITE CIRCLE	2.480	62,400	0	62,400
YOE, WILLIAM	000021	000006	000000	000000	42 GRANITE CIRCLE	2.330	71,500	173,600	245,100
YOUNG, JANE STEWART REV. TRUST	000011	000005	000000	000000	64 LAKE RD	2.210	514,600	32,400	547,000
YOUNG, JANE STEWART REV. TRUST	000014	000002	000000	000000	MAIN ST	0.060	158,300	4,700	163,000
ZANELLA, STEVEN	000007	000056	000000	000000	1471 MAIN ST	3.800	62,400	132,500	194,900

<b><i>TOWN OF DUBLIN DIRECTORY – TOWN OFFICES</i></b>
---

**FIRE EMERGENCY**

911 or 352-1100

**Business Office** – 563-8137

**POLICE EMERGENCY**

911 or 355-2000

**Business Office** – 563-8411

**Selectmen**

Telephone 563-8544 / FAX 563-9221

Mondays by Appointment

Town Administrator Office Hours

Monday – Thursday: 9:00 a.m. – 4:00 p.m.

**Town Clerk/Tax Collector**

Telephone 563-8859

Office Hours

Monday: 9:00 a.m. – 4:00 p.m. & 6:00 p.m. – 8:00 p.m.

Tuesday: 9:00 a.m. – 4:00 p.m.

Wednesday: 9:00 a.m. – 5:00 p.m.

Thursday: 9:00 a.m. – 4:00 p.m.

**Library**

Telephone 563-8658 / Fax 563-8751

Monday & Tuesday: 4:00 p.m. – 8:00 p.m.

Wednesday: 9:00 a.m. - Noon & 4:00 p.m. – 8:00 p.m.

Thursday: 4:00 p.m. – 8:00 p.m.

Saturday: 9:00 a.m. – 1:00 p.m.

**Code Enforcement/Health Officer**

Telephone 547-0437

Office Hours

Tuesday: 9:00 a.m. – 11:00 a.m. or By Appointment

**Archives**

Telephone 563-8545

Tuesday: 9 a.m. – Noon

or By Appointment

**Highway Department**

Town Barn 563-8470 / Road Agent, Roger Trempe 398-8546

**Transfer Station**

Telephone 563-8557

Wednesday & Saturday: 8:00 a.m. – 5:00 p.m.

Sunday 8:00 a.m. – 4:00 p.m.





**Brian Barden, Road Agent  
Retired 2017**